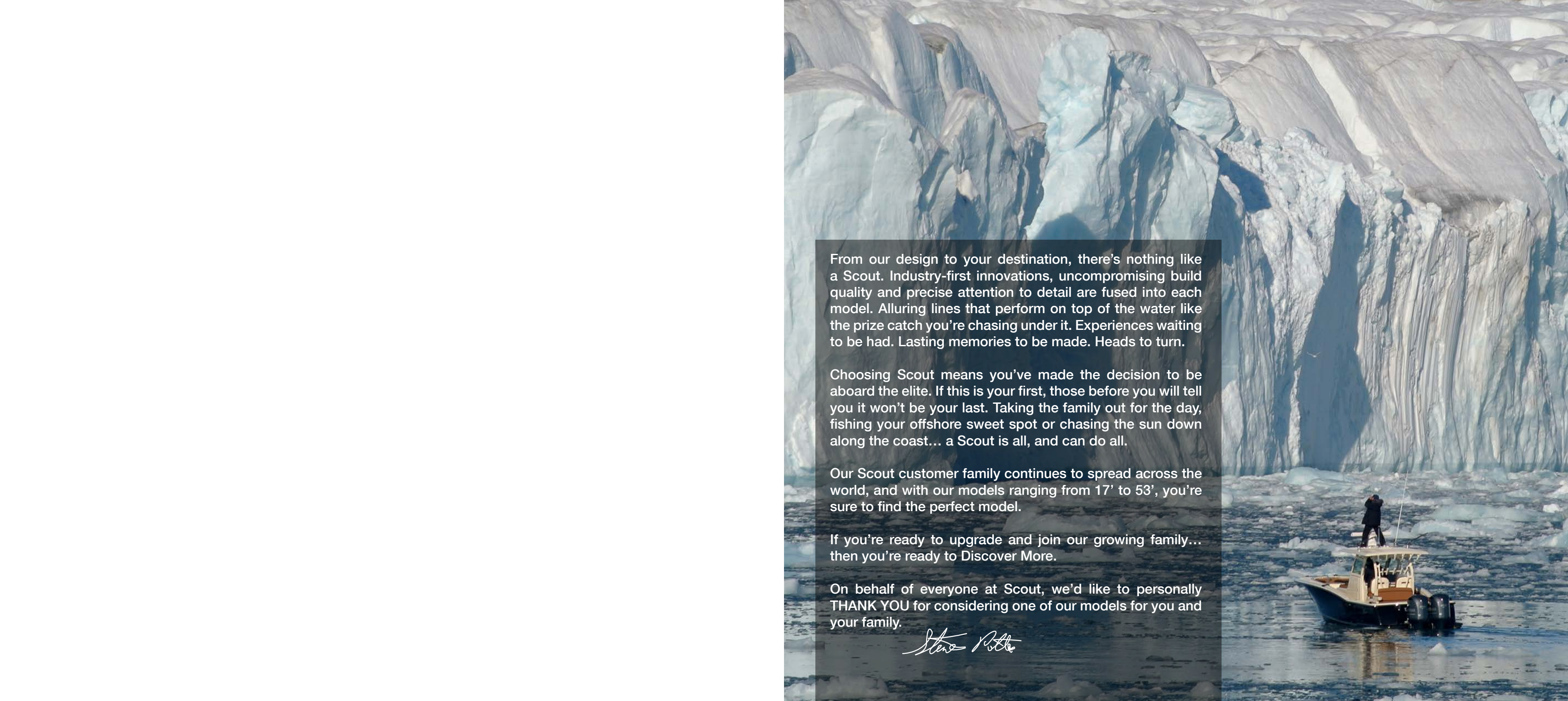




*Scout*TM
INNOVATIONS

17' - 67' Models



From our design to your destination, there's nothing like a Scout. Industry-first innovations, uncompromising build quality and precise attention to detail are fused into each model. Alluring lines that perform on top of the water like the prize catch you're chasing under it. Experiences waiting to be had. Lasting memories to be made. Heads to turn.

Choosing Scout means you've made the decision to be aboard the elite. If this is your first, those before you will tell you it won't be your last. Taking the family out for the day, fishing your offshore sweet spot or chasing the sun down along the coast... a Scout is all, and can do all.

Our Scout customer family continues to spread across the world, and with our models ranging from 17' to 53', you're sure to find the perfect model.

If you're ready to upgrade and join our growing family... then you're ready to Discover More.

On behalf of everyone at Scout, we'd like to personally THANK YOU for considering one of our models for you and your family.

Steve Riddle



AT THE HELM

From our 17' series to our 530 flagship, from our center consoles to dual consoles, from the luxury offshore sportfishers to the inshore/offshore bay boats... every model has the boatbuilding stamp of CEO and founder Steve Potts.

Steve and his wife Dianne had a dream of starting a boat company. Steve's passion for boatbuilding began to grow as a young boy as he strapped barrels to planks of wood to watch them float. Working on and repairing boats for a local dealer as a teenager, he was consumed with how to build a better craft. After years and years of saving what they could from working long hours at multiple jobs to support their family, Steve and Dianne realized their dream by purchasing a small brick building in Summerville, South Carolina, and created the very first three Scout hull molds.


Armed with his talent, passion, experience and the love of his wife and three young children, Steve began Scout in that little brick building in 1989. Shortly after, his dedication was tested, as everything they had worked so hard to build was wiped away by Hurricane Hugo that same year. Picking through rubble, standing with his family in a FEMA line and trying to determine what would come next... this major life event only made Steve more persistent to follow his dream.

From these humble beginnings in a little brick building to a now state-of-the-art multi-plant production facility spanning more than 420,000 square feet and 36 acres in the same town of Summerville, SC, Steve and his family have grown. Both his Scout family of blood and his Scout family of sweat. Thirty years later, Steve and his team have built Scout into one of the most respected marine manufacturers in the industry. And all the while debt free.

Steve has separated Scout from other boatbuilders over time by many factors. It remains family owned-and-operated. He continues to have the passion and courage to blaze his own pioneering trail when it comes to finding a better way to do things. He surrounds himself with the best of the best, who believe in the Scout way and work hard every day at making a difference. But possibly one of the most important factors, is that Steve has created a legacy. His son Stevie has crafted models side-by-side his father the entire time. Now the two of them are a powerhouse that competitors flock to, just to see their next innovations.

Overcoming a hurricane is one thing. Continually overcoming the industry storm of "sameness" and "stale" is quite the other. Realizing things can be done better. Discovering how to create the future of boating today, and to bring the marine industry forward with every design. Listening to customers, learning from mistakes, charging a marine industry head on into uncharted waters of innovation and technology... and having the perseverance to overcome the naysayers. It all takes an unwavering commitment to what you believe in.

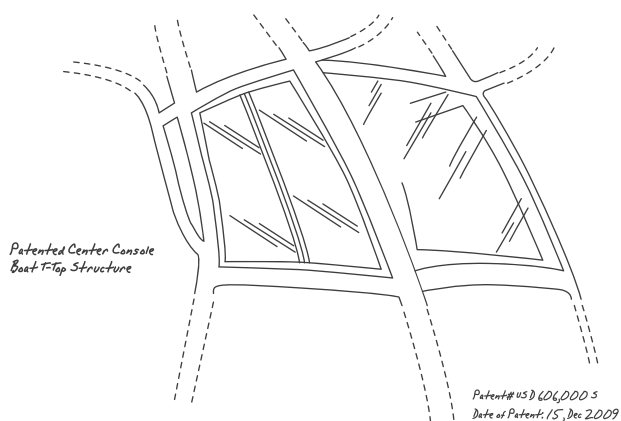
That's Steve. That's Scout.



BUILD QUALITY

Creating award-winning models that separate us from the industry mediocrity first starts with having the finest craftsmanship; unparalleled boat building experience that spans our entire manufacturing facility. Knowledge to know how to do things the right way. Talent to know how to do those things better. Courage to do the old things a new way. Every Scout team member that has a hand on your boat has pride and precision in what they're building, and for whom they're building.

Glide your fingertips anywhere across the model. Feel 100% hand-laid fiberglass construction, the luxury of the upholstery, the richness in the accents. Feel the clean design inside and out, all the way to the completely-finished bilges and underside of all doors, lids and hatches. Bow to stern, port to starboard, above deck and below, everywhere you look and touch you're experiencing the Scout difference.




Standing at the helm, you feel the passion. Wrap your fingers around the steering wheel and you're not just touching any boat. You're engaging with a technologically advanced, fully crafted vessel that brings modernity and unconventional style together. The horsepower, the touch screens, the patents, the countless hours that have gone into designing and producing the very best coastal sportfishing boat in its class are now at your fingertips.

Are you aboard a boat, at the wheel of a high-performance luxury sports car, or inside a private jet? Questions you ask yourself as you tour our models and realize just how different Scout truly is from the competition.



NOTABLE INDUSTRY-FIRST INNOVATIONS OVER THE YEARS INCLUDE:



Reverse-Shoebox Hull/Deck Design

We pioneered the first reverse-shoebox hull/deck design, which increases overall hull strength and prevents water from penetrating through the hull/deck joint in rough conditions. The eradication of all wood in the manufacturing process is also a Scout trademark, as it produces rot-free composite stringers and transoms.

Performance... Efficiency... & Style

We continually design and produce the highest performing and most fuel efficient boats on the water. Period. Our extremely efficient hulls (NuV3, Air Assist & Scout Stepped Hull Technology), coupled with state-of-the-art outboard engine advancements, have been repeatedly tested and proven to save you as much as double-digit percentages when it comes to fuel efficiency. This equates to big savings at the fuel

dock. Furthermore, our ultra-efficient designs allow us to create the most technologically advanced models that offer the best strength-to-weight ratio of any boats in their class.

- **NuV3 Hull Design:** 'Convex' design comprised of variable degree angles in the hull, offering immense fuel efficiency and the softest, driest ride in its class... all while maximizing performance.
- **Air Assist Hull Design:** Creates static stability; adds additional longitudinal buoyancy which enhances static flotation; decreases time to plane; and vastly improves overall handling characteristics with the added benefit of increased fuel economy.
- **Scout Stepped Hull Technology:** Reduces the hull's wetted surface, creating a faster, dryer and better performing boat requiring less horsepower and increased fuel savings.
- **Epoxy Infusion Construction:** Utilized in select LXF models, this advanced technology allows for stronger, more structurally-stable hulls than conventional chopper gun hulls built by competitors.
- **Epoxy-Infused Hull Using Carbon/E-Glass:** Utilized in select LXF models, this provides improved superior structural stability, strength and a Class A finish creating unsurpassed performance.

Strata-Mount Engine Mounting System

The "Scout Strata-Mount" is an advanced engine mounting system on select models. It's comprised of a factory-molded bracket which allows for the two main longitudinal grid stringers to pass through the transom and be directly integrated into the engine mount. This allows for the natural stresses of the engine to be spread out over the entire hull, increasing strength, durability and performance.

Patented T-Top Hardtop w/ Glass Enclosure®

We were first to market with our revolutionary T-Top/glass enclosure, which was awarded a U.S. Design Patent. We redesigned the old style T-Top/glass enclosure for a cleaner, more modern look, as well as incorporated tempered glass. The result is a more stylish, more user-friendly design that increases visibility, which in turn is also safer.

Integrated Electronics

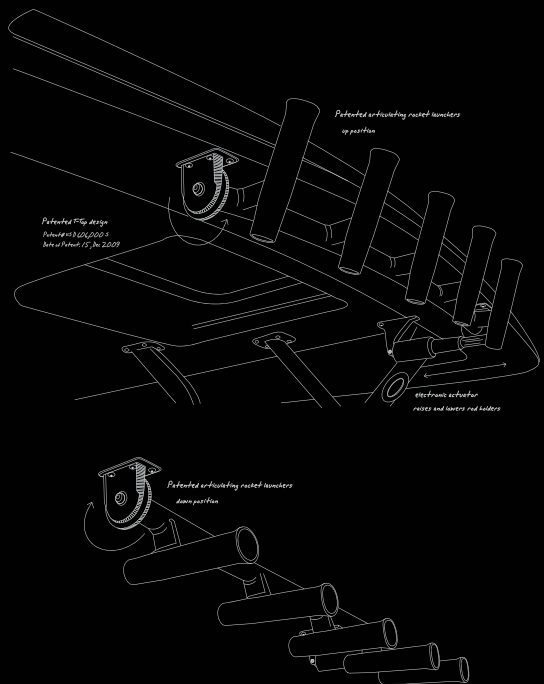
From seamless helm touch screens to hand held key fobs, our engineering team has embarked on a mission to modernize the boating experience for our customers. Bring the boat alive with the push of a button. Control systems with the touch of a finger. It's all about creating the much needed shift from analog to digital in the marine industry, and we are leading the charge.

Patented Electronically-Actuated Articulating Rocket Launcher

Another Scout first. With the touch of a button, you can electronically raise or lower the hardtop mounted rocket launchers. When the SureShade retractable awning is engaged, the rocket launchers will also engage electronically. Having the rocket launchers articulate not only provides an added unique feature to the boat, but also helps with ease of loading/unloading rods.

Patent-Pending Electronically-Actuated Convertible Hideaway Entertainment Station/Mezzanine Seat

First of its kind. Push a button and the aft-facing mezzanine seat and foot rest fold up to reveal an entertainment/bait prep station complete with hidden sink, cutting board, grill, tackle drawer and storage. Incredible space-saving, unique design that completely transforms the utility of your boat in mere seconds.



INNOVATION

A house. A tree. A relationship. A boat. Each is only as good as its foundation. Our foundation is comprised of integrity and innovations.

We want to make your on-the-water experience like no other, so we continually develop trend-setting, clever designs that bring a modern, sophisticated edge to your boat. Improved efficiency and performance. Elevated comfort and safety. All creating a heightened status.

Timeless styling and painstaking perfection are fused into every model our Scout family builds. We continue to be first-to-market with our industry-leading innovations and groundbreaking ideas. We are a fresh, vibrant company that's changing the history of boating by bringing you the future of boating.

Patented Anchor Camera

We've integrated a forward-facing anchor camera on select LXF models that allows you to view what's going on right in front of your bow, including engaging/disengaging the anchor, docking, nearby swimmers, or any action taking place. You can easily view the camera from the touch screens at the helm. This feature adds a whole new safety aspect to your on-the-water experience.

Heated Seats

Enjoy your heated seats in your car, truck or SUV? Now you can enjoy this feature on select LXF models as well. This comfort feature is ideal in colder climates, however it can also be utilized to keep your back warm and agile. The helm seats have independent controls, therefore if you don't wish to enjoy this feature but the Mrs. does, she can with ease. You'll thank us later.

Hardtop-Mounted Solar Panels

With all the electronics now available on your Scout, we wanted to help save and extend your battery life. We've done this with integrated solar panels on the hardtop that provide a trickle charge down to AGM batteries in select LXF models. This is particularly helpful (and standard) if you have the Seakeeper 3 gyro installed on your model.



SUPERIOR MANUFACTURING



S-CLASS

We're more than just aesthetically-pleasing designs. It's our innovative hulls and manufacturing techniques that further separate us from the competitors.

For the past five decades, there's been minimal change in the ways boats have been built across the industry. Competitors' use of chopper guns, inferior materials, and low quality standards - masked behind a "if it's not broken, don't fix it" philosophy - is not something we've ever agreed with or been a part of. (Just another reason why all of our models have always been 100% hand-laid, with completely finished lids, hatches, and bilges.)

To provide a superior product, we developed innovative hull designs that are used across our line-up: NuV3, Air Assist, and Scout Stepped Hull Technology.

As we designed larger LXF's, and our LXZ model (luxury center console and crossover models 33' and up), we took a hard look at our manufacturing processes. We made a critical decision to introduce cutting-edge Epoxy Infusion and Carbon Epoxy Construction techniques into these highest-performing Scout Stepped Hull models, while simultaneously pairing them with the finest sophisticated blend of appointments and technologies. Our S-Class Series was born. S-Class signifies the upper echelon of our line-up - the highest level of luxury - similar to what you experience with high-end luxury automobiles. Our S-Class denotes the most superior model for our customers, and a pedestal for our competitors to chase.



MOST COMPETITION HULLS

TRADITIONAL

CHOPPER GUN CONSTRUCTION

- 50-year Old Technology
- Chopper Gun Construction
- 10-20% Weight Variance
- Poor/Inconsistent Profile
- Approx. 90% of Boats Built Today Use Some Form of This Process
- Approx. Cost to Build = \$1.48/lb
- Approx. Weight = 4.2 lbs/sq ft
- Stiffness = 16.5K lb-sq in/in
- Post Cured During Ownership

SCOUT HULLS



BEST

EPOXY-INFUSED E-GLASS
(SCOUT 33'-35')

- Advanced Technology
- Epoxy Infused E-Glass
- 2-3% Weight Variance
- Great Profile
- Approx. 3% of Boats Built Today Use This Process
- Approx. Cost to Build = \$5.20/lb
- Approx. Weight = 2.4 lbs/sq ft (Approx. 34% Lighter than Traditional)
- Stiffness is approx. 4X Stiffer than Traditional
- Post Cured in the Mold w/ Thermo Couplers

SCOUT HULLS



REVOLUTIONARY

EPOXY-INFUSED CARBON HYBRID
(SCOUT 37'-53')

- State-of-the-Art Technology
- Epoxy-Infused Carbon Fiber/E-Glass
- 1-2% Weight Variance
- Class "A" Profile
- Less than 1% of Boats Built Today Use This Process
- Approx. Cost to Build = \$8.70/lb
- Approx. Weight = 1.7 lbs/sq ft (Approx. 58% Lighter than Traditional)
- Stiffness is approx. 5X Stiffer than Traditional
- Post Cured in the Mold w/ Thermo Couplers
- Widely Used in the Aerospace Industry

Simply put, these Epoxy Infusion and Carbon Epoxy Construction processes are industry bar-raising manufacturing processes. Our 33' and up models utilizing these processes are built like a tank but perform like a jet. These techniques have been used in the aerospace industry for years but have typically been a historically-unpopular process to marine manufacturers for numerous reasons: materials cost, labor skill, and lack of technology to implement, just to name a few. Less than 1% of marine manufacturers utilize these processes.

The hulls of our 330 LXF, 350 LXZ, & 355 LXF are epoxy-infused by attaching multiple feeder lines which are monitored by our skilled craftspeople to inject the exact amount of epoxy necessary into the fiberglass and core; then they are vacuum bag infused (creating the strongest epoxy-to-glass ratio possible), eliminating air pockets and preventing unnecessary excess epoxy. Once fully infused, they are then baked at 135°-140°F for eight hours to post-cure the hull while they're still secured in the mold.

We take this process even further on the hulls of our 377 LXF, 400 LXF & 425 LXF, where we use Carbon Fiber/E-Glass as the main material used in the Epoxy Infusion process. Our 350 LXZ also utilizes this process on its deck, hardtop, and console pan & liner; and our 530 LXF is built using this process on not only the hull, but also the deck, hardtop, and flybridge superstructure!

But why use this process in the first place if it's more expensive? The answer is abundantly clear when you realize the strength-to-weight ratios of the models. They're second to none. They disprove the old saying "a larger boat is just heavier and inefficient, therefore needing more horsepower to push it." Our Epoxy Infusion Construction process removes the brittle, excess fat of the resin to create a boat that weighs a little less when compared to other outdated competitor processes, but at the same time provides an even stronger, more stable structure. With a lighter, stronger stepped hull comes higher performance. This is the reason our models consistently out-perform competitive models in their class while being rigged with equal (or even less) horsepower. High performance with increased fuel efficiency and cruising speeds (not to mention cost savings both at the pump as well as the overall cost of owning the boat).

We have stronger, sexier, faster hulls... and yet there's still one more reason we instituted these cutting-edge manufacturing processes, and that brings us back to aesthetics. The Epoxy Infusion Construction process allows us to create large, stunning hull profiles (even black) while maintaining a "Class-A finish".

Yes, these processes and the associated material costs are not cheap. It certainly costs us more to build a boat this way, but we've always been about being the very best and on the cutting-edge while using superior materials and the highest-skilled craftspeople to create the most incredible experience on the water for you.

NMMA CERTIFIED / YACHT CERTIFIED



Many — but not all — boats are required to meet a set of minimum manufacturing regulations established by the U.S. Coast Guard. In the U.S., NMMA Certification goes beyond the minimum USCG standards to ensure adherence to the American Boat & Yacht Council (ABYC) Standards.

All Scout models being built meet these rigorous certifications!

MANUFACTURERS OF NMMA CERTIFIED BOATS BENEFIT FROM:

- Assurance their boats meet the industry standards for the United States (ABYC Standards)
- A detailed inspection and verification process
- Improved consumer confidence
- Increased brand respect
- Peace of mind knowing our customers are boating in the safest built boat possible



NMMA Boat & Yacht Certification helps Scout as a manufacturer to ensure our boats are built to applicable standards set by the American Boats & Yacht Council (ABYC), and to promote our manufacturing compliance to the public.

Scout submits applications for all models; each Scout model must be physically inspected by an NMMA inspector annually. To achieve certification, we must demonstrate that any possible variances found during the inspection process have been corrected. We then ensure that all production units are manufactured in compliance with the certified design.

For each Scout model that is certified compliant, the NMMA will provide a durable placard that is installed and displayed on each Scout produced. All Scouts are NMMA certified, which is a testament to the construction quality and safety standards achieved by our building process.

Buying a Scout boat with NMMA certification is important because you know that the boat was manufactured to meet an extensive set of requirements that go beyond the basic federal mandates. There are currently 58 ABYC standards grouped into 31 categories that NMMA uses to certify all vessels, including steering, power, and electrical systems, among many others. Additionally, we as a manufacturer are required to undergo routine inspections from third-party providers to ensure ongoing compliance. Data from the U.S. Coast Guard indicates that NMMA-certified boats are safer than non-certified.

As a potential or existing owner/operator of a 26 foot or Scout boat, it is important to remember that 'Yacht Certification' does not include any required vessel capacity limits, and it is up to the boat owner to operate mindfully. The main reason for this lack of guidance is that the larger size of these vessels leads to maximum capacity calculations that are determined by "stability" rather than "displacement" as in smaller boats. Larger boats can typically fit more passengers than seating capacity, so the overall stability of the vessel is what matters most. There are often many tags displayed inside a vessel, but the 'Yacht Certification' plate provided by NMMA is one of the most important ones to look for.

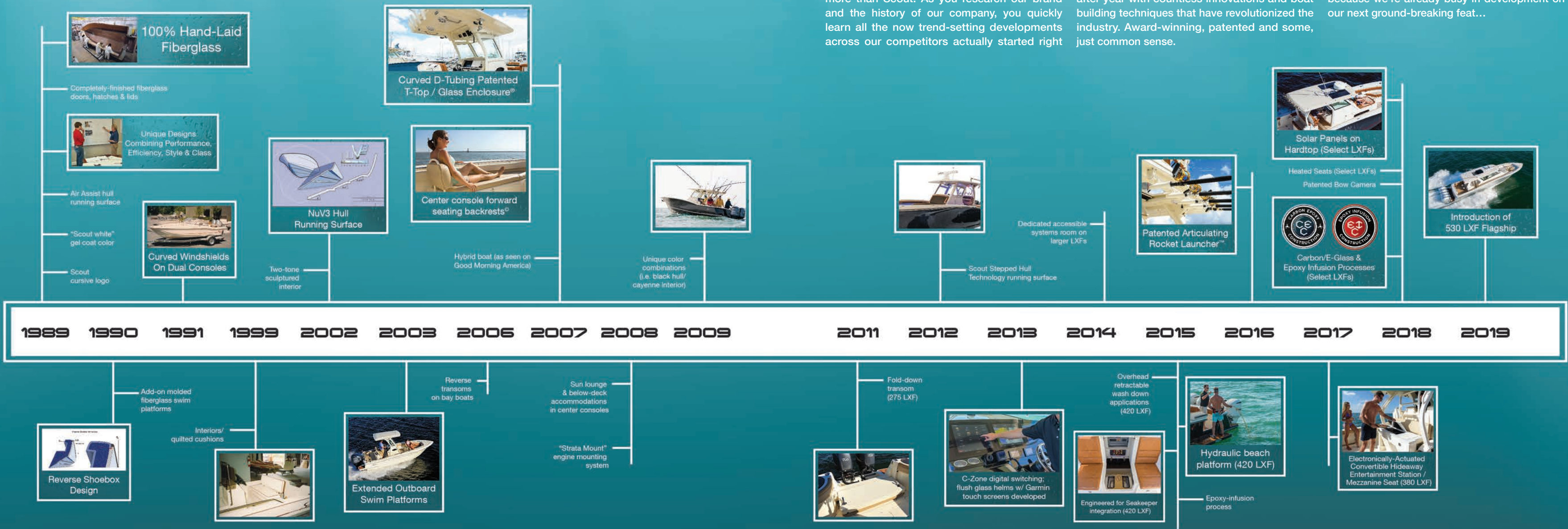


KNOW THE HISTORY

No one has moved the industry needle forward more than Scout. As you research our brand and the history of our company, you quickly learn all the now trend-setting developments across our competitors actually started right

here with Scout. We've been first-to-market year after year with countless innovations and boat building techniques that have revolutionized the industry. Award-winning, patented and some, just common sense.

We don't take time to boast about our innovations, because we're already busy in development on our next ground-breaking feat...



Other Boats	Scout Boats	
	✓	All Scout Boats are unsinkable.
	✓	All Scout Boats are certified by: National Marine Manufacturers Association, American Boating & Yacht Council and US Coast Guard.
	✓	Most models offer CE certification which is required for boats sold in the European Union.
	✓	All Scout Boats are 100% hand-laid, no “chopper guns.” Other manufacturers may deceptively claim “hand-laid,” but Scout’s are truly 100% hand-laid.
	✓	Unique reverse-shoebox hull-to-deck joint chemically bonds the deck to the hull, resulting in increased strength and no risk of hull/deck separation.
	✓	All fiberglass doors, hatches and lids are fully finished with smooth gelcoat on both sides.
	✓	The use of high-grade multi-directional fiberglass during construction means superior impact resistance & strength.
	✓	S-Class models utilize epoxy infusion or epoxy infusion with carbon fiber/E-Glass.
	✓	Scout uses the very best vinyl interiors, gelcoats & hardware components.
	✓	Each boat’s fiberglass & core materials are precision cut by in-house computerized equipment, which provide superior consistency & performance.
	✓	All electronic connections are heat-shrunk or deutsch-connected, and all wires are tinned to reduce corrosion.
	✓	10-year limited transferable hull warranty and 3-year stem-to-stern limited warranty.
	✓	Scout uses low VOC, resins & gelcoats which are much better for the environment and more resistant to hull blistering.
	✓	All hulls stay in their molds until the stringers have been chemically bonded and foam injected to help keep the boat’s true shape.
	✓	All Scout Boats are created by a highly skilled in-house design team, allowing Scout to bring innovative models to the water faster with more unique styling.
	✓	All Scout hull designs (NuV3, Air-Assist, Scout Stepped Hull Technology) provide less drag, superior handling, faster planing & the best fuel economy.
	✓	All rod holders, cup holders, etc., are plumbed... taking water where it is supposed to go, not between the hull and deck.
	✓	Scout original – swim platforms specially designed to eliminate unsightly metal components thru-bolted to transom and to accent the unique lines of the boat.
	✓	All bilge areas are finished and polished for easy maintenance and cleaning.



MISSION

At Scout, our mission is this: We do things right the first time. From the highly skilled personnel on our shop floor to our expanding worldwide dealer network, we all share the same philosophy: create the best product we can each and every day, provide you with lower ownership costs, offer the best service to every customer and do everything in our power to ensure you have the most hassle-free boating experience with our models. This has been our ultimate goal from the very beginning. Everyone involved with our brand is proud that we do things differently than every other builder out there. To us, there is no competition.

Scout Boats are built to the finest standards, using only the highest grade materials and modern manufacturing processes. But you don’t have to take our word for it. Simply review this checklist of Scout quality features and compare them to other manufacturers. You’ll see for yourself why Scout is building the finest and most exciting boats on the water.

WARRANTY

Backing our boats, we also provide our owners the peace-of-mind of a comprehensive manufacturer-backed 3-year limited, stem-to-stern warranty (in addition to our 10-year limited* structural/transferable hull warranty). Built to such a high standard it only makes sense to back our boats longer than other brands in the industry.



* See website for warranty details



LXF COLLECTION

You appreciate precision. You perform at the highest level. You set your own course. You are the envy. These statements describe our luxury center console sportfishing series, the LXF. These are the ultimate Scouts.

The highest level of performance coupled with class, sophistication and style. Ultra-luxurious appointments, technology and the sexiest of lines all intertwine to create a statement on the water like no other. The LXF is the boat all other boats wish to become.

Elevate each experience... the fish... and your status.



*Models Shown with Optional Equipment



530 LXF *S-CLASS*

Our flagship, the 530 LXF, is a landmark model for the marine industry. It utilizes an Epoxy-Infused Hull using Carbon/E-Glass providing improved superior structural stability, strength and a Class A finish creating unsurpassed performance. Packed with unique features like the dual port and starboard hydraulic beach platforms creating an extended cockpit entertainment area, and a cabin down below with a master stateroom, convertible sofa-to-berth entertainment/sleeping area, aft berth, galley, separate head and separate shower... all with the most luxurious appointments ever found in a model this size.











SPECIFICATIONS

Length: 53' 5" / 16.28 m
Beam: 14' 8" / 4.47 m
Dry Weight w/o Engines (aprx)
(Epoxy-Infused Hull w/ Carbon/E-Glass): 27,980 lbs / 12,692 kg
Dry Weight w/ Quad Yamaha 425's (aprx): 31,788 lbs / 14,419 kg
Dry Weight w/ Quint Yamaha 425's (aprx): 32,740 lbs / 14,851 kg
Dry Weight w/ Quad Mercury V10 400's (aprx): 30,760 lbs / 13,953 kg
Dry Weight w/ Quint Mercury V10 400's (aprx): 31,455 lbs / 14,268 kg
Dry Weight w/ Quad Mercury 600's (aprx): 33,020 lbs / 14,978 kg
Diesel Tank Capacity:.....80 gal / 303 L
Fuel Capacity: 875 gal / 3,312 L
Fresh Water Capacity: 100 gal / 379 L
Holding Tank Capacity (Black Water): 40 gal / 151 L
Holding Tank Capacity (Gray Water): 40 gal / 151 L
Deadrise: 18 degrees
Minimum HP:1,700 HP / 1,268 kW
Max HP: 2,400 HP / 1,791 kW
Draft (aprx): 31" / 0.78 m
Cockpit Baitwells (x2): 30 gal (each) / 114 L (each)
Cabin Headroom: 6' 9.25" / 2.06 m
Bridge Clearance (to top of hardtop; no tower): 9' 8" / 2.95 m



STANDARD EQUIPMENT

- Deck**

 - Upholstery – Your Selection of Color Package
 - Full 360 Degree Bolster Cushions
 - Adjustable Captain's Helm Chair
 - Helm Area Seating for 7
 - LED Lighted Storage Boxes
 - LED Lighted Service Areas
 - (8) Pull Up Flush Mount Cleats
 - S.S. Flush Mount Gunnel Rod Holders
 - Phender Pro Sets: (6) receivers & (6) pins
 - Forward Sun Lounge and Dry Box
 - Forward Port & Stbd Glove Boxes
 - Glass Helm Enclosure
 - Port & Stbd Aft Beach Platforms Creating 17'6" Beam Deck
 - Aft Under Deck Systems Room
 - Port & Stbd Aft Fish Boxes
 - Split Aft Transom Baitwells w/ Aerators
 - Transom Access Door on Both Sides
 - Full Beam-to-Beam Transom
 - Walk Thru Platform
 - Herculan Synthetic Teak Helm, Bow Tables, Bow Area, Beach & Transom Platforms, Cockpit Area
 - Cockpit Island w/ Forward Facing Bench Seating
 - Cockpit Island w/ Aft Facing Bar Stools
 - Cockpit Island w/ Cooler, Sink, Cutting Board
 - Cockpit Island w/ Electric Grill
 - Cockpit Island w/ Drawer Refrigerator
 - Aft Facing Stadium Seating for 3 People
 - Under Seat Storage Area Stbd Side for Dive Tanks, Gear and/or Survival Raft
 - Under Seat Dedicated Area for Included Safety Gear Port Side
 - Lockable In-Deck Rod Storage
 - (7) Vertical Rod Holders Along Transom
 - Electric Reel Plugs
 - Bow Camera
 - Bow Pop-Up Ambient Lighting
 - Shrink Wrap
- Systems**

 - Fischer Panda 15kW Generator
 - Anchor and Windlass w/ Fresh Water Washdown Hose
 - Lewmar Windlass w/ Bow & Helm Controls
 - 44 lb. Delta S.S. Anchor
 - Twin Bow Electronically Actuated Tables
 - Battery Chargers
 - Water Heater (11 gal)
 - Windshield Wiper & Wash
 - Retractable Fresh & Raw Water Hose
 - Air Conditioning / Heat Unit for Cabin (16,000 BTU Dedicated)
 - Air Conditioning / Heat Unit for Helm Area (16,000 BTU Dedicated)
 - Microwave Oven
 - Two-Burner Electric Stovetop
 - Black Water Holding Tank w/ Overboard Discharge
 - Grey Water Holding Tank w/ Overboard Discharge
 - Apple TV Equipped

Hull

 - Carbon Fiber Epoxy-Infused Full Core Double Stepped Efficiency Hull
 - Carbon Fiber Epoxy-Infused Stringer Grid System
 - Infused Fiberglass Deck
 - Recessed S.S. Coaming Hand Rail
 - Zipwake Trim Control System
 - Seachest Raw Water
 - Management System
 - Self Bailing Deck
- Topside Electronics**

 - CZONE Digital Switching
 - Fusion Head Unit w/ Bluetooth Capability
 - Forward Bow Stereo Control Remote
 - JL Audio Speakers (12)
 - JL Audio 10" Subwoofers (4)
 - JL Audio Amplifiers (3)
 - Garmin 24" MFD in Helm
 - Garmin 12" MFD in Overhead Helm
 - Garmin 8617 MFD Behind Port Mezzanine Seat

Cabin

 - Cabin / Salon Mounted Garmin MFD
 - (2) 32" LED TVs
 - Drawer Refrigerator
 - Built-in Wine Cooler Refrigerator
 - Drawer Freezer w/ Internal Ice Maker
 - Sliding Helm Glass Side Windows
 - Dual Aft Baitwells w/ Separate Lids
 - Heated Helm Seats & Seat Backs Port & Stbd
 - Proportional 24V Bow Thruster
 - Seakeeper 6 Gyro Stabilizer System
 - (2) 50 Amp Glendinning 35' Shore Power Cord Reel

- Galley Sink
- Enclosed Shower Room w/ Door & Skylight
- Enclosed Head Room w/ Door & Skylight
- Forward Stateroom Skylight w/ Automatic Shade
- Queen Stateroom
- Forward Stateroom Window w/ Electric Shade
- Enclosed Double Berth Aft
- Rod Storage Under Queen Bed
- Electronically Actuated Pedestal Dining Table
- Dining Table Couch Converts to Single Bed
- Hanging Closet

OPTIONAL EQUIPMENT

- Hull Color Options**
- Custom Metallic Color Option
 - Full Hull Color Black
 - Full Hull Color Midnight Blue
 - Full Hull Color Crystal Blue
 - Full Hull Color Shark Gray
- Color Upgrades**
- Custom Paint Underside of Hardtop to Match Hull Color
- Optional Custom Painted Accent Stripe(s)**
- Painted Boot Stripe (Water line) - Custom Color
- Optional Custom Painted Engines**
- Midnight Edition**
- Midnight Edition - Black Powder Coat Hardtop Frame, Black Rocket Launchers, Black Faceplate, Black Rub Rail, Gunmetal Speakers & Antennas
- Garmin Screens**
- Garmin Display 8624 (port side)
- Garmin Transducers**
- Garmin B175L / B175H Transducers / GSD 25 Sounder
 - Garmin B75M / B75H Transducers / GSD 25 Sounder
- Radar**
- GMR 424 XHD2 Marine Open Array Radar
 - GMR Fantom 54 Marine Open Array Radar
- VHF**
- Garmin VHF 315 Radio
 - Garmin VHF 800 AIS Radio w/ VHF 315
- FLIR**
- FLIR M232 Pan & Tilt
 - FLIR M332 Pan & Tilt
 - FLIR M364C Pan & Tilt w/ Color Camera, High Resolution & Stabilized Gyro
 - FLIR M364S Pan & Tilt w/ Higher Resolution & Stabilized Gyro
- Stereo**
- Deluxe Stereo Upgrade (Includes: ALL Painted LUXE speakers, (1) additional 10" Sub, (2) additional 8.8 speakers, (2) additional amps)
 - XM Stereo / Weather
- Cushion Colors**
- Standard Cushion Package
 - Heritage Cushion Package
 - Grigio Cushion Package
 - Cayenne Cushion Package
 - Bianca Cushion Package
 - Azzurro Cushion Package (Standard) (Decking, Seadek and Canvas in Gray Where Applicable)
- Canvas / Upholstery**
- Forward Deck Shade Canvas
 - Forward Sun Protection Cover
 - Inclement Weather Aft Enclosure
 - Inclement Weather Side Enclosure
 - Aft Sun Protection Cover
- Cabin Cabinetry Color Updates**
- Modella Interior (standard cabinetry and flooring package)
 - Grigio Nero Upgraded Interior Cabinetry and Flooring Package
- Liscia Bianca Upgraded Interior Cabinetry and Flooring Package
 - Paris Marrone Upgraded Interior Cabinetry and Flooring Package
- Second Row Seating Options**
- Standard Second Row Seating Setup w/ Forward Facing Couch (Summer kitchen w/ barstools in cockpit)
 - Reversed Second Row Leaning Post w/ Aft Facing Couch & Removable/Stowable Cockpit Table (Summer kitchen forward)
- Leaning Post Options**
- Cockpit Island w/ Pull-Out Trash Unit
 - Eskimo 540 Fish Ice Machine
 - Manual Ice Machine Selection Valve Fish Box or Cooler Box
- Premium Systems**
- Leaning Post Bench Seat Insulated Freezer Box
 - Starboard Fish Box Double Cold Plate
 - Water Maker
- Seakeeper**
- Seakeeper 6 (standard)
 - Seakeeper 9
- Upper Station**
- Upper Helm Flybridge
 - Custom Color Accent Lightning Bolt
 - Scout White Upper Station Accent Bolt

- Underwater Lights**
- (2) LED Lumishore Underwater Lights (SMX 153); (2) on Transom
 - (2) LED Lumishore Underwater Lights (SMX 53); (2) on Transom
 - (4) LED Lumishore Underwater Lights (SMX 53); (2) on Transom; (2) on Fwd Step
 - (4) LED Lumishore Underwater Lights (SMX 53); (2) on Transom; (2) on Fwd Step
 - (6) LED Lumishore Underwater Lights (SMX 153); (2) on Transom; (2) on Each Step
 - (6) LED Lumishore Underwater Lights (SMX 53); (2) on Transom; (2) on Each Step
 - (8) LED Lumishore Underwater Lights (SMX 153); (4) on Transom; (2) on Each Step
 - (8) LED Lumishore Underwater Lights (SMX 53); (4) on Transom; (2) on Each Step
- Cameras**
- Cabin Mount
 - Thru-Hull
 - (2) Baitwell Cameras
- TV**
- Antenna for Local Digital Channels
 - KVH TV3
- Internet Options**
- Tracphone KVH V30
- Hardtop Accessory Colors**
- Custom Painted FLIR
 - Custom Painted KVH Data
 - Custom Painted Radar
 - Custom Painted TV Dome
 - Painted Hardtop Arch for Multiple Electronics
- Hardtop Rocket Launchers**
- Retractable Rocket Launchers
- Misc. Hardtop Options**
- Electronically-Actuated Antenna Mounts (includes VHF, mast light, and standard AM/FM antenna)
 - Emergency 6pax Life Raft Mounted on Hardtop
 - Hardtop Mounted Spotlight (Chrome)
 - Outriggers (Taco GS500XL PC Cranking w/ 20 ft Carbon Fiber Poles)
 - Retractable Glass Sunroof in Hardtop
 - Sure Shade Aft
 - Hot Water Shower on Deck
- Hardware**
- Carbon Fiber Edson Steering Wheel
 - S.S. Tow Hook, Double Bridle
 - Gussi Steering Wheel
 - Black Edson Steering Wheel
 - Teak / Carbon Fiber Edson Wheel
- Misc. Electrical**
- Compressed Air Toy Inflator & Train Horn
 - 230V / 50Hz Incl. Shore Power & Onboard Equipment
 - Electric Reel Plugs (1 Set)
- Lumitec Light Bar (1, 2, or 3)
 - Phone to Garmin via HDMI (stream your phone to display on your Garmin Screen - only available w/ 8600 Garmin series)
 - Security System – GOST Nav-Tracker 1.0
- Misc. Plumbing**
- Arid Dry Bilge System
 - City Water Hookup
 - Engine Flush Kit (Quad Motors)
 - Engine Flush Kit (Quint Motors)
- Misc. Deck Options**
- Additional Pair of Standard Flush Mount Rod Holders
 - Additional Pair of Swivel Flush Mount Rod Holders
 - Additional Phender Pro Pair
 - Additional Set of Rod / Cup Holders
 - Boarding Ladder Receivers Both Sides
 - Lewmar Rode Counter at Helm
 - Real Teak Upgrade
 - Full Deck Real Teak
 - Release Marine Battle Saddle
 - Stern Anchor w/ Dedicated Storage Under Bilge Lid
 - Rocket Launcher Table (available for reversed I/p option only)
- Misc. Cabin Options**
- Cabin Mounted Mini Safe
 - Central Vacuum Cleaner
 - Dehumidifier For While On Lift
- Misc. Options**
- Knife & Plier Holders Cut into Leaning Post

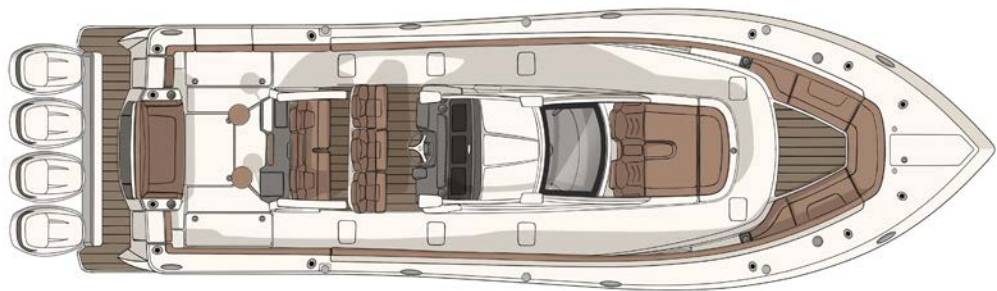


*Models Shown with Optional Equipment



425 LXF *S-CLASS*

The 425 LXF offers superior structural stability, strength and a Class A finish creating unsurpassed performance. With a standard Seakeeper gyro stabilizer, second row seating, and a unique leaning post that has an electrically-actuated fiberglass drawer cooler, summer kitchen complete with grill, sink and cutting board, and swivel barstools that conveniently stow away...this model has it all.







SPECIFICATIONS

Length: 42' 2" / 12.8 m
Beam: 13' 1" / 3.99 m
Dry Weight w/o Engines (aprx) (Epoxy-Infused Hull w/ Carbon/E-Glass): 17,064 lbs / 7,740 kg
Dry Weight w/ Quad Yamaha 300's (aprx): 19,120 lbs / 8,673 kg
Dry Weight w/ Quad Yamaha 350's (aprx): 19,960 lbs / 9,054 kg
Dry Weight w/ Quad Mercury 300's (aprx): 19,340 lbs / 8,773 kg
Dry Weight w/ Quad Mercury 350's (aprx): 19,472 lbs / 8,832 kg
Fuel Capacity: 545 gal / 2,063 L
Fresh Water Capacity: 66 gal / 250 L
Holding Tank Capacity: 16 gal / 61 L
Deadrise: 22 degrees
Recommended Cruising HP: 1,200 HP / 895 kW
Max HP: 1,800 HP / 1,343 kW
Draft (aprx): 28" / 0.7 m
Cockpit Baitwell: 80 gal / 303 L



STANDARD EQUIPMENT

- Deck**
 - Upholstery (Your Selection of Color Package)
 - Full 360 Degree Bolster Cushions
 - Single Level Deck
 - LED Lighted Storage Boxes & Hatches
 - Gas Shock Assisted Hatches
 - (8) Pull-Up Flush Mount Cleats
 - (10) S.S. Flush Mount Gunnel Rod Holders
 - (4) Phender Pro's - (4) receivers & (4) pins
 - S.S. Edson Steering Wheel
 - Forward Bench Port & Stbd Gear Storage Box
 - Forward Sun Lounge
 - Dry Box Storage
 - Forward Port & Stbd Glove Boxes w/ Charging Station
 - Forward Port & Stbd Cooler / Storage Boxes

- Powder Coated Patented Hardtop w/ Curved Glass Enclosure®
 - Hardtop Access Hatch
 - (3) Captain's Helm Seats & 2nd Row Seating
 - Aft Under Deck Systems Room
 - Port & Stbd Floor Fish Boxes w/ Overboard Diaphragm Discharge (92 gal. each)
 - Full Transom Walk Thru Platform w/ Armstrong Dive Ladder
 - Synthetic Teak Swim Platform, Transom Door, Bow Table, Helm Step & Helm Footrest
 - Shrink Wrap

Hull
 - Carbon Fiber, Epoxy-Infused, Double Stepped Efficiency Hull
 - Infused Stringer & Deck
 - Recessed Powder Coated Coaming Rail
 - Zipwakes

- Seachest Water Manifold Thru-hull System
 - Self-Bailing Deck
- Electronics**
 - 8 kW Generator w/ 26 Gal Diesel Tank
 - CZONE Digital Switching
 - (3) Garmin Screens 8616 Screens w/ WIFI Capability
 - Fusion Head Unit w/ Bluetooth Capability
 - ~ (10) 7.7 JL Audio Speakers
 - ~ (2) 8.8 JL Audio Speakers
 - ~ (2) JL Audio MC Amplifiers
 - ~ (1) JL Audio 10" Sub
 - AM / FM Hardtop Mounted Antenna
 - 12V Plug, USB Connection
 - 50 Amp Glendinning 50' Shore Power Cord Reel
 - AC Outlet in Leaning Post
 - (1) Fwd & (2) Aft LED Spreader Lights in Hardtop
 - AGM Batteries for House and Engines
 - (2) 50 Amp Battery Chargers

Cabin
 - Air Conditioner 12,000BTU
 - Single Burner Glass Stove Cooktop
 - Microwave
 - 32" LED TV w/ Speakers
 - Drawer Refrigerator
 - Galley Sink
 - Enclosed Shower Area w/ Door & Sump
 - Enclosed Head Area w/ Full Size Toilet & Hot / Cold Sink
 - Port & Stbd Windows w/ Privacy Shade
 - Sitting Area w/ Convertible Berth
 - S.S. Accents Throughout
 - LED Accent Lighting
 - 18 gal. Waste Holding Tank w/ Overboard Discharge
 - AC Outlet in Head & Berth

Other Systems
 - 545 Gal Capacity Fuel Tank
 - Anchor Windlass Wash Down Hose in Bow
 - Lewmar Windlass w/ Helm Operation & Bow Foot Switches
 - S.S. Lewmar Anchor, Chain (40 ft) & Rode (300 ft)
 - Anchor Camera in Bow
 - Electronic Bow Table w/ Cushion Filler
 - Water Heater
 - Windshield Wiper & Fresh Water Wash Down (66 gal)
 - Retractable Fresh & Raw Water Hoses in Hardtop
 - Navigation Lights
 - Richie Magnetic Compass
 - Horn
 - Under Gunnel & Hardtop LED Dimming Courtesy Lighting

- Heated Forward Helm Seats & 2nd Row Seats
 - Seakeeper 4.5 Gyro Stabilizer System
 - Folding Transom Stern Seat w/ Split Baitwell & Dual Transom Walk Thru Doors
 - Stbd Under Gunnel Rod Storage for (2)
 - Standard Leaning Post Includes:
 - Fiberglass, Electrically-Actuated Drawer Cooler
 - Summer Kitchen w/ Grill, Sink & Cutting Board
 - Swivel Barstools
 - Standard Hydraulic Beach Platform Port Side

OPTIONAL EQUIPMENT

- Hull Color Options**
 - Custom Metallic Color
 - Custom Non-Metallic Color
 - Full Hull Color Black
 - Full Hull Color Midnight Blue
 - Full Hull Color Crystal Blue
 - Full Hull Color Shark Gray

Optional Custom Painted Accent Stripe(s)
 - Painted Boot Stripe (Water line) - Custom Color

Optional Custom Painted Engines
 - Paint Engines – Custom Panel Color (Mercury Only)

Midnight Edition
 - Black - Powder Coat Hardtop Frame, Bow Rails, Rocket Launchers, Faceplate, Rub Rail, Gunmetal Speakers & Antennas, Lightbar

Garmin Screens
 - Garmin Display Upgrade (2) 8616's & (1) 8622

Garmin Transducers
 - Garmin B175H Transducer
 - Garmin B175L / B175H Transducers
 - Garmin B75M / B75H Transducers

Radar
 - GMR 24 XHD Marine Radar Dome
 - GHM 424 XHD2 Marine Open Array Radar
 - GMR Fantom 54 Marine Open Array Radar

VHF
 - Garmin VHF 115 Radio
 - Garmin VHF 315 Radio
 - Garmin VHF 800 AIS Radio w/ VHF 315

FLIR
 - FLIR M232 Pan & Tilt
 - FLIR M332C Pan & Tilt
 - FLIR M364C Pan & Tilt w/ Color Camera, High Resolution, & Stabilized Gyro
 - FLIR M364S Pan & Tilt w/ High Resolution & Stabilized Gyro

Stereo
 - Deluxe Stereo Upgrade: (8) 7.7" JL Speakers, (6) 8.8" JL Speakers, (3) 10" JL Subs, (3) JL MVI Amps
 - XM Stereo / Weather

Cushion Colors
 - Standard Cushion Package
 - Heritage Cushion Package
 - Grigio Cushion Package
 - Cayenne Cushion Package
 - Bianca Cushion Package
 - Azzurro Cushion Package (Standard) (Decking, Seadek and Canvas in Gray Where Applicable)

Canvas / Upholstery
 - Forward Deck Shade Canvas
 - Forward Sun Lounge Cover
 - Sea Grass Deck Covering
 - Standard Helm Seating Covers

Leaning Posts / Helm Seating
 - Release Marine Helm Seats

Second Row Seating Options
 - Bucket Seating w/ Center Glovebox Armrest
 - Full Bench Seat
 - Full Bench Seat w/ Aft Facing
 - Garmin 8616 Display

Leaning Post Options
 - Aft Facing Cockpit Seat

Transom Arrangements
 - Split Transom Baitwell w/ Folding Stern Seat (Standard)
 - Fixed Stern Seat Lounge w/ Under Seat Baitwell
 - Fixed Stern Seat Lounge w/ Under Seat Baitwell & Dive Tank Storage (holds 4) Tanks)

Premium Systems
 - Fish Ice Maker (Must Upgrade Generator) (Not Available with Cold Plate Option)
 - Cold Plate Port Side Fishbox (Must Upgrade Generator) (Not Available with Fish Ice Maker Option)

Seakeeper
 - Seakeeper 4.5 Gyro Stabilizer System (Standard)
 - Seakeeper 4.5 Gyro Stabilizer System (Deletion Credit)
 - Seakeeper 6 Gyro Stabilizer Upgrade

Generator
 - 12 kW Generator

Upper Station
 - Upper Helm Flybridge

Underwater Lights
 - (2) LED Lumishore Underwater Lights (SMX 153); (2) on Transom
 - (2) LED Lumishore Underwater Lights (SMX 53); (2) on Transom
 - (4) LED Lumishore Underwater Lights (SMX 153); (2) on Transom; (2) on Fwd Step
 - (4) LED Lumishore Underwater Lights (SMX 53); (2) on Transom; (2) on Fwd Step
 - (6) LED Lumishore Underwater Lights (SMX 153); (2) on Transom; (2) on Each Step
 - (6) LED Lumishore Underwater Lights (SMX 53); (2) on Transom; (2) on Each Step
 - (8) LED Lumishore Underwater Lights (SMX 153); (4) on Transom; (2) on Each Step
 - (8) LED Lumishore Underwater Lights (SMX 53); (4) on Transom; (2) on Each Step

Seakeeper
 - Seakeeper 4.5 Gyro Stabilizer System (Standard)
 - Seakeeper 4.5 Gyro Stabilizer System (Deletion Credit)
 - Seakeeper 6 Gyro Stabilizer Upgrade

Generator
 - 12 kW Generator

Upper Station
 - Upper Helm Flybridge

Hardtop Rocket Launchers
 - Powder Coated Rocket Launchers (4 in Hardtop)
 - Powder Coated Rocket Launchers (6 in Hardtop)
 - Powder Coated Rocker Launchers (Kingfish Set-up, 6 total)
 - Retractable Rocket Launchers

Misc. Hardtop Options
 - Electric Sure Shade Integrated Retractable Aft Awning
 - Electrically Actuated Antenna Mounts
 - Hardtop Mounted Spotlight (Chrome)
 - Outriggers (Taco GS390XL PC Cranking w/ 20ft Carbon Fiber Poles)
 - S.S. Hardtop Access Ladder w/ Teak Steps

Cameras
 - Cabin Mount
 - Thru-Hull Mount

TV
 - Antenna for Local Digital Channels
 - KVH TV3

Hardtop Accessory Colors
 - Custom Painted FLIR
 - Custom Painted Radar
 - Custom Painted TV Dome
 - Painted Hardtop Arch for Multiple Electronics

Misc. Electrical
 - Bow Pop Up Lights
 - Compressed Air Toy Inflator & Train Horn
 - Electric Reel Pre-Rig
 - Lumitec Light Bar (1, 2, or 3)
 - Phone to Garmin via HDMI
 - Proportional Bow Thruster
 - Security System – GOST Nav-Tracker 1.0
 - Solar Panels on Hardtop
 - Mercury Joystick Bow Thruster Integration

Misc. Plumbing Options
 - Engine Flush Kit (Quad Motors)
 - Engine Flush Kit (Triple Motors)
 - Hot Water Shower on Deck

Misc. Deck Options
 - Additional Pair of Standard Flush Mount Rod Holders
 - Additional Phender Pro Pair
 - Additional Set of Rod / Cup Holders
 - Additional Pair of Swivel Flush Mount Rod Holders
 - Real Teak Upgrade
 - SeaLion Portable Dive System
 - Transom Mounted Rocket Launchers

Misc. Cabin Options
 - Yacht Bedding Cabin Kit



*Models Shown with Optional Equipment



400 LXF *S-CLASS*

The 400 LXF is a brand new model, and it's an innovation masterpiece. Designed and built with precision, this is where technology, performance and luxurious styling perfectly blend. While it's loaded with standard features (like the standard SeaKeeper Gyro Stabilizer), the award-winning available options will floor you. Options like the patented electronically-actuated articulating rocket launchers and the convertible leaning post that includes a Kenyon grill, sink and cutting board further distance this model from anything else in its class. The standard hydraulic port side beach platform with synthetic teak further adds to the model's characteristics, making it not just an incredible boat. It's an incredible experience.



SPECIFICATIONS

Length: 39’ 7” / 12.0 m
Beam: 12’ 1” / 3.7 m
Dry Weight W/O Engines (Aprx)
(Epoxy-Infused Hull w/ Carbon/E-Glass): 14,940 lbs / 6,777 kg
Dry Weight W/ Twin Mercury 600’S (Aprx): 17,460 lbs / 7,920 kg
Draft (Aprx): 27” / 0.7 m
Fuel Capacity: 395 gal / 1,495 L
Fresh Water Tank: 51 gal / 193 L
Diesel Tank: 18 gal / 68 L
Waste Tank: 16 gal / 61 L
Baitwell:66 gal (2x 33 gal) / 250 L (2x 125 L)
Aft Fish Box Port / Stbd: 92.5 gal /350 L
Cabin Standing Room Height: 6’ 4” / 1.93 m
Head Standing Room Height: 6’ 3” / 1.9 m
Berth Sleeping Length: 6’ 5” / 1.95 m
Deadrise: 22 Degrees
Max HP: 1,600 HP / 1,194 kw



STANDARD EQUIPMENT

Deck

- Upholstery (your selection of color package)
- Full 360 Degree Bolster Cushions
- LED Lighted Storage Boxes & Hatches
- Gas Shock Assisted Hatches
- (8) Pull-Up Flush Mount 10" Cleats
- (10) S.S. Flush Mount Gunnel Rod Holders
- (4) Phender Pro's - (4) receivers & (4) pins
- 180 Degree Bow Seating w/ Backrests and Port & Stbd Storage Boxes
- Forward Console Double Sun Deck Contoured Lounge w/ Cushions, Armrests & Underside Storage
- Forward In-Gunnel Cooler / Storage Boxes
- Midship Port & Stbd Deck Large Storage Box
- Powder Coated Patented Hardtop w/ Curved Glass Enclosure®
- Sliding Sunroof Hatch Hardtop Access
- (3) Captain's Helm Seats
- Raised Aft Facing Lounge Seat in Leaning Post w/ Clear Ice Maker, Drawer Refrigerator, or Tackle Drawers (select 2)
- Under Gunnel Rod Storage Stbd (3)
- Midship Mechanical Room
- Port Side Beach Platform
- Large Aft Finished Bilge Area
- Port & Stbd Floor Fish Boxes w/ Overboard Diaphragm Discharge (92 gal each)
- Port & Stbd Acrylic Transom Access Door
- Full Transom Walk-thru Platform w/ Armstrong Dive Ladder
- (5) Transom Flush Mount Rod Holders
- Synthetic Teak Swim Platform, Transom Door, Aft Facing Seat Step & Helm Footrest
- Large Stern Seat w/ Dual Port & Stbd Aerated Baitwells
- Shrink Wrap

Hull

- Carbon Fiber Epoxy-Infused, Double Stepped Efficiency Hull
- Infused Stringer & Deck
- Recessed Powder Coated Coaming Rail
- Zipwakes
- Seachest Water Manifold Thru-hull System
- Self-Bailing Deck

Electronics

- 8 kW Generator w/ 26 Gal Diesel Tank
- CZONE Digital Switching
- (2) Garmin MFD 8616 Screens w/ WIFI Capability

Fusion

- Fusion Head Unit w/ Bluetooth Capability
- (10) JL Audio Speakers (7.7 M6's)
- (2) JL Audio Amplifiers
- (2) JL Audio 10" Subs
- AM/FM Hardtop Mounted Antenna
- USB Connection
- 50 Amp Shore Power Plug & Detachable Power Cord
- AC Outlet in Leaning Post
- Seachest Water Manifold Thru-hull System
- Self-Bailing Deck

Cabin

- Air Conditioner 12,000BTU
- Single Burner Glass Stove Cooktop
- Microwave

32"

- 32" LED TV w/ (2) Speakers
- Drawer Refrigerator
- Galley Sink
- Enclosed Shower & Head Area w/ Toilet & Glass Vessel Sink, & Mirror w/ Vanity Cabinet
- Port & Stbd Windows w/ Privacy Shade
- Convertible Queen Berth (6' 5" length)
- Corian Berth Table
- Vertical Cabin Rod Storage (5)
- Stainless Accents Throughout
- LED Accent Lighting
- 16 Gallon Waste Holding Tank w/ Overboard Discharge
- AC Outlet in Head and Berth
- Acrylic Backsplashes

Other Systems

- Anchor Windlass Wash Down Hose in Bow
- Lewmar Windlass w/ Helm Operation & Bow Foot Switches
- S.S. Lewmar Anchor, Chain (40 ft) & Rode (300 ft)
- Anchor Camera in Bow
- Windshield Wiper & Fresh Water Wash Down (66 gal)
- Retractable Fresh & Raw Water Hoses in Hardtop
- Navigation Lights
- Richie Magnetic Compass
- Horn
- Under Gunnel & Hardtop LED Dimming Courtesy Lighting
- Hot Water
- Heated Helm Seats
- Seakeeper 3 Gyro Stabilizer System

OPTIONAL EQUIPMENT

Hull Color Options

- Custom Metallic Color
- Full Hull Color Black
- Full Hull Color Midnight Blue
- Full Hull Color Crystal Blue
- Full Hull Color Shark Gray

Painted Stripes

- Painted Accent Stripe – Custom Color
- Painted Accent Stripe – Scout White
- Painted Accent Stripe – Silver
- Painted Boot Stripe (Water line) - Custom Color

Painted Engines

- Paint Engines – Custom Color
- Paint Engines – Scout White
- Paint Engines – Custom Panel Color (Mercury Only)

Midnight Edition

- Black Powder Coat Hardtop Frame, Black Bow Rails, Black Rocket Launchers, Black Faceplate, Black Rubrail, Gunmetal Speakers & Antennas, Black Light Bar (some items optional, will be black if ordered along with Midnight Edition)

Garmin Screens

- Garmin Display Upgrade to (3) 8616's
- Garmin Display Upgrade (2) 8616's and (1) 8622

Garmin Transducers

- Garmin B175H Transducer
- Garmin B175L / B175H Transducers
- Garmin B75M / B75H Transducers

Radar

- GMR 24 XHD Marine Radar Dome
- GHM 424 XHD2 Marine Open Array Radar
- GMR Fantom 54 Marine Open Array Radar

VHF

- Garmin VHF 115 Radio
- Garmin VHF 315 Radio
- Garmin VHF 800 AIS Radio w/ VHF 315

FLIR

- FLIR M232 Pan & Tilt
- FLIR M332 Pan & Tilt
- FLIR M364C Pan & Tilt w/ Color Camera, High Resolution, & Stabilized Gyro
- FLIR M364S Pan & Tilt w/ High Resolution & Stabilized Gyro

Stereo

- XM Stereo / Weather

Cushion Colors

- Standard Cushion Package
- Heritage Cushion Package
- Grigio Cushion Package
- Cayenne Cushion Package
- Bianca Cushion Package
- Azzurro Cushion Package (Standard) (Decking, Seadek and Canvas in Gray Where Applicable)

Canvas / Upholstery

- Forward Deck Shade Canvas
- Forward Sun Lounge Cover
- Full Canvas Storage Cover
- Standard Helm Seating Covers

Leaning Posts / Helm Seating

- Convertible Leaning Post (includes Kenyon Grill, Sink & Cutting Board)
- Release Marine Helm Seats

Leaning Post Options

- (2) Sets of Tackle Drawers
- Ice Maker & Refrigerator
- Ice Maker & Tackle Drawers
- Refrigerator & Tackle Drawers
- Trash Can & Tackle Drawers
- (2) LED Lumishore Underwater Lights (SMX 153); (2) on Transom; (2) on Each Step
- (4) LED Lumishore Underwater Lights (SMX 53); (2) on Transom; (2) on Fwd Step
- (6) LED Lumishore Underwater Lights (SMX 153); (2) on Transom; (2) on Each Step
- (6) LED Lumishore Underwater Lights (SMX 53); (2) on Transom; (2) on Each Step
- (8) LED Lumishore Underwater Lights (SMX 153); (4) on Transom; (2) on Each Step
- (8) LED Lumishore Underwater Lights (SMX 53); (4) on Transom; (2) on Each Step

Premium Systems

- Fish Ice Maker
- Cold Plate Port Side Fish Box
- Cold Plate in Aft Transom Seat Box

Seakeeper

- Seakeeper 4.5 Gyro Stabilizer System (Upgrade from STD Seakeeper 3)
- Seakeeper 6 Gyro Stabilizer System

Generator

- 5kW Generator (Downgrade From 8kW)
- 12kW Generator

Upper Helm Station

- Joystick for Upper Station
- Upper Helm Flybridge

Underwater Lights

- (2) LED Lumishore Underwater Lights (SMX 153); (2) on Transom
- (2) LED Lumishore Underwater Lights (SMX 53); (2) on Transom
- (4) LED Lumishore Underwater Lights (SMX 153); (2) on Transom; (2) on Fwd Step
- (4) LED Lumishore Underwater Lights (SMX 53); (2) on Transom; (2) on Fwd Step
- (6) LED Lumishore Underwater Lights (SMX 153); (2) on Transom; (2) on Each Step
- (6) LED Lumishore Underwater Lights (SMX 53); (2) on Transom; (2) on Each Step
- (8) LED Lumishore Underwater Lights (SMX 153); (4) on Transom; (2) on Each Step
- (8) LED Lumishore Underwater Lights (SMX 53); (4) on Transom; (2) on Each Step

Cameras

- Camera – Cabin Mount
- Camera – Thru Hull

TV

- Antenna for Local Digital Channels
- KVM TV3

Hardtop Accessory Colors

- Custom Painted FLIR
- Custom Painted Radar

- Custom Painted TV Dome
- Painted Hardtop Arch for Multiple Electronics

Hardtop Rocket Launchers

- Powder Coated Rocket Launchers ((4) in Hardtop)
- Powder Coated Rocket Launchers ((6) in Hardtop)
- Powder Coated Rocket Launchers (Kingfish Set-up, (6) total)
- Retractable Rocket Launchers

Misc. Hardtop Options

- Electric Sure Shade Integrated Retractable Aft Awning
- Electrically Actuated Antenna Mounts
- Hardtop Mounted Spotlight (Chrome)
- Outriggers (Taco GS390XL PC Cranking w/ 20ft Carbon Fiber Poles)

Hardware

- Carbon Fiber Edson Steering Wheel
- S.S. Tow Hook, Double Bridle
- Black Edson Steering Wheel
- Teak / Carbon Fiber Edson Wheel

Misc. Electrical

- Lumitec Light Bar (1, 2, or 3)
- Bow Pop Up Lights
- Compressed Air Toy Inflator & Train Horn

- Electric Reel Plugs
- Glendenning 50' Shore Power Cord Reel
- Phone to Garmin via HDMI
- Proportional Bow Thruster
- Security System – GOST Nav-Tracker 1.0
- Solar Panels on Hardtop
- Mercury Joystick Bow Thruster Integration

Misc. Plumbing Options

- Engine Flush Kit (Quad Motors)
- Engine Flush Kit (Triple Motors)
- Hot Water Shower on Deck

Misc. Deck Options

- Additional Pair of Standard Flush Mount Rod Holders
- Additional Pair of Swivel Flush Mount Rod Holders
- Additional Phender Pro Pair
- Additional Set of Rod / Cup Holders
- Bow Table & Lounge Filler Cushion
- Real Teak Upgrade
- Release Marine Battle Saddle
- SeaLion Portable Dive System
- Aft Transom Backrest Conversion to Folding Table

Misc. Cabin Options

- Cedar Hanging Closet & Shoe Drawer



*Models Shown with Optional Equipment



377 LXF *S-CLASS*

The 377 is an innovation masterpiece. Designed and built with precision, this is where technology, performance and luxurious styling perfectly blend. While it's loaded with standard features, the award-winning available options will floor you. Options like the patented electronically-actuated articulating rocket launchers and the patent-pending electronically-actuated convertible hideaway entertainment station/mezzanine seat are first of their kind in a coastal fishing boat, further distancing this model from anything else in its class. Scout's Epoxy-Infused, double-stepped fuel-efficient hull using Carbon/E-Glass, and optional hydraulic port side beach platform with synthetic teak further add to the model's characteristics, making it not just an incredible boat. It's an incredible experience.



SPECIFICATIONS

Length: 37' 7" / 11.5 m
Beam: 11' 5" / 3.5 m
Dry Weight w/o Engines (aprx): 14,120 lbs / 6,405 kg
Fuel Capacity: 363 gal / 1,374 L
Max HP: 1,350 HP / 1,007 kW
Draft (aprx): 26" / 0.66 m
Fresh Water Capacity: 61 gal / 231 L
Holding Tank Capacity: 11.5 gal / 43 L
Cockpit Baitwell Capacity: 30 gal / 113 L
Bridge Clearance (aprx to t-top): 8' 5" / 2.57 m
Deadrise: 19.5 degrees



STANDARD EQUIPMENT

- Deck

 - Fully Walkable Swim Platform w/ Stbd Walk Thru & Esthec®
 - Power Steering
 - Power Steering Included Standard w/ Engine Package
 - Armstrong Swim Platform Ladder
 - Transom Door
 - Aerated Port Transom Baitwell
 - (6) 10" Pull Up Bow, Mid & Stern Cleats
 - (12) S.S. Flush Mount Gunnel Rod Holders
- (2) Horizontal Under Gunnel Rod Storage, Stbd Side
 - 50 Amp Shore Power w/ 50' Cord
 - 50 Amp House & Engine Battery Charger
 - Port & Stbd Aft Floor Fishboxes
 - Raw / Fresh Water Washdown w/ 61 gal Tank
 - Zipwake System
 - C-Zone Digital Switching
 - (1) 5500W, 400Ah Lithium-Ion Battery w/ Battery Management System
- Inner Console Berth

 - Enclosed Head Includes Porcelain Vessel Sink w/ Corian Vanity & Mirror, & Marine Head w/ Electric Overboard
 - Discharge w/ 11 Gallon Holding Tank
 - Overhead Lights
 - Port & Stbd Windows
 - Cabin Skylight
 - Double Berth
 - 32" TV
 - Microwave
 - 6 Gallon Hot Water Heater w/ Rain Shower Head
 - (2) GFCI Outlet
 - 120V Air Conditioning & Heat in Cabin & at Helm

- Helm & Hardtop

 - Fusion Bluetooth Stereo w/ (8) J.L. Audio 7.7" Speakers & 8 Channel Amp
 - Powder Coated Patented T-Top Hardtop w/ Glass Enclosure, Switch Panel w/ Lighted Switches
 - Console Port & Stbd Glove Box w/ (2) USB Outlets
 - (1) Wireless Phone Charger
 - Edson Steering Wheel
 - Compass
 - Courtesy & Navigation Lights
- Fwd & Aft Spreader Lights
 - Keyfob Remote Controlled Lights
 - (2) Garmin 8612 Displays
 - (3) Helm Seats w/ Heated Seats & Individual Flip Up Bolsters
 - Port Side Swing-in Boarding Door
 - Side Boarding Ladder
 - Center Helm Steering Wheel
 - Bow Camera
 - (4) Cupholders & (2) Wireless Phone Chargers w/ Bungee Storage on Leaning Post

- System & Electronics

 - 360 Degree Bolster Cushions
 - Integrated Powder Coated Coaming Rail
 - Dual Stepped Hull
 - (4) Cupholders & (2) USB Outlets in Bow Seating
 - (5) Transom Rod Holders
 - Fwd Console Double Sun Deck
 - Lounge w/ Cushions, Armrests & Underside Storage
 - Port & Stbd Gunnel Insulated Boxes
 - Fresh Water Anchor Wash Down
 - Lewmar Windlass, Anchor, Chain & Rode w/ Bow Foot Controls & Helm Controls
 - Integrated Fwd Bow Seating w/ Underside Storage
 - Windshield Wiper

OPTIONAL EQUIPMENT

- Hull Color Options

 - Custom Metallic Color
 - Full Hull Color Black
 - Garmin Display (3) 8612's Upgrade
 - Full Hull Color Midnight Blue
 - Full Hull Color Crystal Blue
 - Full Hull Color Shark Gray
- Painted Stripe(s)

 - Painted Accent Stripe – Custom Color
 - Painted Accent Stripe – Scout White
 - Painted Accent Stripe – Silver
- Optional Custom Painted Engines

 - Paint Engines – Custom Color
 - Paint Engines – Scout White
 - Paint Engines – Custom Panel Color (Mercury Only)
- Midnight Edition

 - Black Powder Coat Hardtop Main Frame (& aft legs if applicable), Bow Rails, Hardtop Grab Rails, Faceplate, Rubrail, Gelcoated Underside of Hardtop, Gunmetal Speakers & Antennas)
- Garmin Screens

 - Garmin Display (2) 8616's Upgrade
 - Garmin Display (3) 8612's Upgrade
 - Garmin Display (3) 8616's Upgrade
- Garmin Transducers

 - Garmin B175H Transducer
 - Garmin B175L / B175H Transducers
 - Garmin B75M / B75H Transducers
- Radar

 - GMR 24 XHD Marine Radar Dome
 - GMR 424 XHD2 Marine Open Array Radar
 - GMR Fantom 54 Marine Open Array Radar
- VHF

 - Garmin VHF 115 Radio
 - Garmin VHF 315 Radio
 - GMR AIS 800 w/ VHF 315
- FLIR

 - FLIR M232 Pan & Tilt
 - FLIR M332 Pan & Tilt
 - FLIR M364C Pan & Tilt w/ Color Camera, High Resolution, & Stabilized Gyro
 - FLIR M364S Pan & Tilt w/ High Resolution & Stabilized Gyro
- Stereo

 - Deluxe Stereo Upgrade (8) 7.7" J.L. Speakers, (2) 10" Subs, (2) J.L. Amps
 - XM Stereo / Weather
- Cushion Colors

 - Standard Cushion Package
 - Heritage Cushion Package
 - Grigio Cushion Package
 - Cayenne Cushion Package
 - Bianca Cushion Package
 - Azzurro Cushion Package (Standard) (Decking, Seadek and Canvas in Gray Where Applicable)
- Canvas / Upholstery

 - Forward Deck Shade Canvas
 - Forward Sun Lounge Cover
 - Storage Boat Cover
- Leaning Posts / Helm Seating

 - Release Marine Teak & Stainless Accented Helm Seats
- Leaning Post Options

 - Refrigerator (Port) & Rope Locker (Stbd)
 - Refrigerator (Port) & Trash Can (Stbd)
 - Trash Can (Port) & Rope Locker (Stbd)
- Transom Arrangements

 - Summer Kitchen (Grill, Sink, Cutting Board w/ Manual Slide-Out Cooler, Seat Cushion & Bolster)
- Premium Systems

 - Seakeeper 3 Gyro Stabilizer (includes solar panels on hardtop)
 - Cold Plate in Aft Transom Seat Box
- Underwater Lights

 - (2) LED Lumishore Underwater Lights (SMX 153); (2) on Transom
 - (2) LED Lumishore Underwater Lights (SMX 53); (2) on Transom
 - (4) LED Lumishore Underwater Lights (SMX 153); (2) on Transom; (2) on Fwd Step
 - (4) LED Lumishore Underwater Lights (SMX 53); (2) on Transom; (2) on Fwd Step
 - (6) LED Lumishore Underwater Lights (SMX 153); (2) on Transom; (2) on Each Step
 - (6) LED Lumishore Underwater Lights (SMX 53); (2) on Transom; (2) on Each Step
 - (8) LED Lumishore Underwater Lights (SMX 153); (4) on Transom; (2) on Each Step
 - (8) LED Lumishore Underwater Lights (SMX 53); (4) on Transom; (2) on Each Step
- Hardtop Rocket Launchers

 - Powder Coated Rocket Launchers (4) in Hardtop)
- Misc. Hardtop Options

 - Electric SureShade Integrated Retractable Aft Awning
 - Outriggers (Taco GS390XL PC Cranking w/ 20ft Carbon Fiber Poles)
 - Outriggers (Taco GS390XL PC Cranking w/ Deluxe 18ft Alum Poles)
- Hardware

 - Black Edson Steering Wheel
 - Carbon Fiber Edson Steering Wheel
 - S.S. Tow Hook, Double Bridle
 - Teak / Carbon Fiber Edson Wheel
- Misc. Electrical

 - Lumitec Light Bar
 - Bow Pop Up Lights
 - Bow Thruster
 - Electric Reel Plugs
 - Mercury Joystick Bow Thruster Integration
 - Phone to Garmin via HDMI
 - Security System – GOST Nav-Tracker 1.0
- Misc. Plumbing Options

 - Engine Flush Kit (Triple Motors; included w/ Mercury 600s)
 - Hot Water Shower on Deck
- Misc. Deck Options

 - (2) Additional Transom Rod Holders
 - Bow/Rod Cup Holders (replaces fwd most standard set of rod holders)
 - Electric Fwd Esthec Dinette Table / Conversion Sun Lounge
 - Phender Pro Pair
 - Real Teak Upgrade (Swims Helm Step, Helm Footrest, Bow Area)
- Misc. Cabin Options

 - Cedar Hanging Closet & Shoe Drawer



*Models Shown with Optional Equipment



357 LXF *S-CLASS*

The 357 LXF S-Class will surpass all of your expectations. When you step aboard and experience the extended space designed into this model, coupled with the performance, innovation, and luxury that our models are known for, it's clear this is a phenomenal and highly functional work of art. Enjoy a fully-walkable swim platform with a starboard side walk-thru and Esthec, Armstrong swim platform ladder, 60 gallon transom fishbox/storage, raw & fresh water washdown with a 25 gal tank, 50 amp battery charger, key fob remote controlled lights, three captain's helm chairs with heated seats and individual flip-up bolsters, and an electrically actuated bow table/conversion sun lounge with Esthec just to name a few of the standard features. There's also an anchor camera in the bow, aft facing bench seat that converts into a raised prep table, and much more. Notable options include a Seakeeper 3 stabilized gyro that includes solar panels on the hardtop, an additional 50 amp charger and two additional batteries, retractable rocket launchers, bow pop up lights, an electric fiberglass cockpit sun shade, A/C, and a wireless active mount phone charger.

SPECIFICATIONS

Length: 35' 3" / 10.74 m
Beam: 10' 9" / 3.28 m
Max HP: 1,200 HP / 895 kW
Dry Weight w/o Engines (aprx): TBD
Fuel Capacity:..... 319 gal / 1,208 L
Fresh Water Capacity:..... 23 gal / 87 L
Black Water Capacity:..... 11 gal / 42 L
Deadrise:..... 22 degrees
Draft (aprx):..... 24" / 0.61 m
Bridge Clearance (aprx to T-Top):..... 8' 5" / 2.57 m
Cockpit Baitwell Capacity:..... 47 gal / 178 L
Fish Box Capacity: 43 gal (each) / 163 L (each)
Console Headroom: 6' 1" / 1.85 m



STANDARD EQUIPMENT

- Fully Walkable Swim Platform w/ Stbd Walk Thru & Esthec
 - Power Steering Included Standard w/ Engine Package
 - Armstrong Swim Platform Ladder
 - Transom Door w/ Bolster Cushion
 - Aft Under Deck Systems Station w/ Storage
 - Aerated Transom Baitwell
 - 60 Gallon Transom Fishbox/ Storage
 - 10" Pull Up Stern/ Bow Cleats
 - (2) Spring Line 8" Cleats
 - (10) S.S. Flush Mount Gunnel Rod Holders
 - (2) Horizontal Under Gunnel Rod Storage
 - 30 Amp Battery Charger
 - Port Aft Side Transom Storage (TBD Capacity)
 - Port & Stbd Aft Floor Fishboxes
 - Raw/ Fresh Water Washdown w/ 25 Gallon Tank
 - Zipwake Interceptors
 - C-Zone Digital Switching
 - Stern Seat
- Helm**
- Fusion Bluetooth Stereo w/ (8) JL Audio 7.7" Speakers & 8 Channel Amp
 - Powder Coated Patented T-Top Hardtop w/ Glass Enclosure, (6) Rocket Launchers, Switch Panel with Lighted Switches
 - Console Glove Box w/ (2) USB Outlets
 - Center Helm w/ Edison Steering Wheel
 - Compass
 - Courtesy Navigation Lights
 - Molded-in Fwd and Aft Spreader Lights
 - Keyfob Remote Controlled Lights
 - Garmin 8612 Display
 - (3) Captain's Helm Chairs w/ Heated Seats and Individual Flip Up Bolsters
 - Aft Facing Bench Seat for Two w/ Cooler Undereath
 - Aft Bench Seat Converts to Raised Prep Table
 - Stbd Leaning Post Storage Drawers
 - Port Leaning Post Trash Unit
 - Port Side Swing in Boarding Door
 - Anchor Camera in Bow
- Inner Console Berth**
- Porcelain Vessel Sink w/ Corian Vanity Mirror
 - Marine Head w/ Electric Overboard Discharge w/ 11 Gallon Holding Tank
 - Refrigerator
 - Overhead Lights
 - Port & Stbd Windows
 - Double Berth
 - 19" TV w/ JL Speaker
 - Removable Teak Table
 - Port Storage Cabinet w/ Corian Countertop
- Hull, Deck & Cockpit**
- Stbd Console Storage Closet for Brush, Gaff, Lines, etc.
 - 360 Degree Bolster Cushions
 - Powder Coated Coaming Rail
 - Dual Stepped Hull
 - Fwd Console Double Sun Deck Lounge w/ Cushions, Armrests & Underside Storage
 - Fwd Bow Seating w/ Underside Storage
- Misc. Options**
- Shrink Wrap
- Certification**
- Canadian Certification
 - CE Certified
- Lewmar Windlass, Anchor, Chain & Rode w/ Bow Foot Controls & Helm Controls**
- Fresh Water Anchor Wash Down
 - Bow Under Deck Storage
 - (2) GFCI Outlets (1 Cabin, 1 L/P)
 - Electrically Actuated Bow Table/ Conversion Sun Lounge w/ Esthec
 - Gunnel Storage Boxes
 - Side Boarding Ladder
 - Real Teak Upgrade (Swims, Helm Pad & Step, Bow Table (optional))
 - Stern Anchor with Dedicated Storage Under Bilge Lid

OPTIONAL EQUIPMENT

- Hull Color Options**
- Scout White Hull (Standard)
 - Full Hull Color Black
 - Full Hull Color Crystal Blue
 - Full Hull Color Midnight Blue
 - Full Hull Color Shark Gray
- Painted Stripes**
- Painted Accent Stripe - Custom Color
 - Painted Accent Stripe - Scout White
 - Painted Accent Stripe - Silver
- Optional Painted Engines**
- Paint Engines (Dual Engines - Custom Color)
 - Paint Engines (Dual Engines - Scout White)
 - Paint Engines (Triple Engines - Custom Color)
 - Paint Engines (Triple Engines - Scout White)
- Midnight Edition**
- Midnight Edition (Black Hardtop Main Frame (and aft legs if applicable), Black Split Bow Rails, Hardtop Grab Rails, Faceplate, Rubrail, Gelcoated Underside Hardtop, Gunmetal Speakers & Antennas)
- Hull Color Options**
- Scout White Hull (Standard)
 - Full Hull Color Black
 - Full Hull Color Crystal Blue
 - Full Hull Color Midnight Blue
 - Full Hull Color Shark Gray
- Painted Stripes**
- Painted Accent Stripe - Custom Color
 - Painted Accent Stripe - Scout White
 - Painted Accent Stripe - Silver
- Optional Painted Engines**
- Paint Engines (Dual Engines - Custom Color)
 - Paint Engines (Dual Engines - Scout White)
 - Paint Engines (Triple Engines - Custom Color)
 - Paint Engines (Triple Engines - Scout White)
- Midnight Edition**
- Midnight Edition (Black Hardtop Main Frame (and aft legs if applicable), Black Split Bow Rails, Hardtop Grab Rails, Faceplate, Rubrail, Gelcoated Underside Hardtop, Gunmetal Speakers & Antennas)
- Garmin Screens**
- Garmin Display (1) 8612 (Standard)
 - Garmin Display (1) 8616 Upgrade
 - Garmin Display (2) 8612's Upgrade
 - Garmin Display (2) 8616's Upgrade
 - Garmin Display (2) 8612's and (1) 8616 Upgrade
 - Garmin Display (3) 8612's Upgrade
- Garmin Transducers**
- No Transducer (Standard)
 - Garmin B175L Transducer
 - Garmin B175L/B175H Transducers
 - Garmin B60 Transducer
 - Garmin B75M/B75H Transducer
- Radar**
- GMR 24 XHD Marine Radar Dome
 - GMR 424 XHD2 Marine Radar (72 Mile, 4 kW, 4ft Open Array)
- VHF**
- Garmin AIS 800 w/ VHF 315
 - Garmin VHF 115 Radio
 - Garmin VHF 315 Radio
- FLIR**
- FLIR M232 Pan and Tilt
- FLIR M364C Pan and Tilt w/ Color Camera, High Resolution, and Stabilized Gyro**
- FLIR M332 Pan and Tilt
 - FLIR M364S Pan and Tilt w/ High Resolution and Stabilized Gyro
- Stereo**
- Deluxe Stereo Upgrade (8) 7.7" JL Speakers, (2) 10" Subs, (2) JL Amps
 - XM Stereo/ Weather
- Hardware**
- Black Edson Steering Wheel
 - Carbon Fiber Edson Steering Wheel
 - SS Tow Hook
- Cushion Colors**
- Azzurro Cushion Package (Standard)
 - Bianca Cushion Package (Standard)
 - Cayenne Cushion Package
 - Grigio Cushion Package (Standard)
 - Heritage Cushion Package (Standard)
 - Miscela Cushion Package (Standard)
- Canvas / Upholstery**
- Forward Deck Shade Canvas
 - Forward Sun Lounge Cover
 - Storage Boat Cover
- Premium Systems**
- Seakeeper 3 DC Version (Seakeeper Eliminates Aft Under Seat Cooler) (Includes Solar Panels on Hardtop, Additional 50 Amp Charger & (2) Additional Batteries)
- Underwater Lights**
- (2) LED Lumishore Underwater Lights (SMX 153); (2) on Transom
 - (2) LED Lumishore Underwater Lights (SMX 53); (3) on Transom
- Hardtop Accessory Colors**
- Custom Painted FLIR
 - Custom Painted Radar
 - Custom Painted TV
- Hardtop Rocket Launchers**
- Retractable Rocket Launchers
- Misc. Hardtop Options**
- Electric Fiberglass Cockpit Sun Shade
 - Outriggers (Taco GS390XL PC Cranking w/ 20ft Carbon Fiber Poles)
 - Outriggers (Taco GS280 w/ 15ft Poles)
 - Outriggers (Taco GS390CL PC Cranking w/ Deluxe 18ft Alum Poles)
- Misc. Electrical Options**
- (1) Lumitec Light Bar
 - Air Conditioning
 - Bow Pop Up Lights
 - Bow Thruster
 - Electric Reel Plugs (1 Set)
 - Phone to Garmin via HDMI (Stream You Phone to Display on Your Garmin Screen) (Only Available w/ 8600 Garmin Series)
 - Security System - GOST Nav-Tracker 1.0
 - Solar Panels on Hardtop (Charges House Battery Bank)
 - Vessel View Gauge (Standard with Joystick, Only Select with Non Joystick Mercury Options)
 - Windshield Wiper (Must Order with Water Wash Down if Optional)
 - Wireless Active Mount Phone Charger
- Misc. Plumbing**
- Engine Flush Kit (Dual Motors)
 - Engine Flush Kit (Triple Motors - Included with Mercury 600's, do not select)
- Misc. Deck Options**
- Bow Rod/ Cup Holders (Replaces Forward Most Standard Set of Rod Holders)
 - Phender Pro (Two Sets = 4 pin/ 4 receivers)

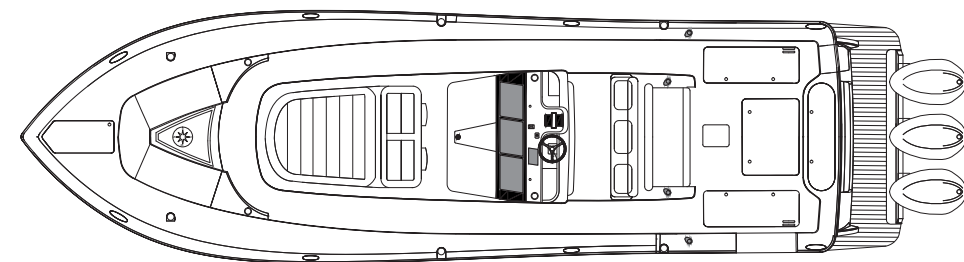


*Models Shown with Optional Equipment



355 LXF *S-CLASS*

Our 355 LXF showcases unmatched performance with our Scout Dual Stepped Hull Technology, and utilization of Epoxy-Infusion for unmatched strength and stability. But high performance is just one attribute of this incredible model. The deck was designed to accommodate a Seakeeper 3DC gyro stabilizer just under the aft-facing bench seat, and for protection from the elements, just engage the optional electric fiberglass cockpit sun shade. Other notable innovations on this model include standard independent heated seats at the helm, a standard integrated forward-facing fish eye anchor camera allowing you to see what's going on in front of you via the helm touch screen displays, and solar panels that provide a trickle charge to AGM batteries when the Seakeeper 3DC is ordered for a longer battery life. And that's just above deck. Just wait until you step down into the cabin and find all the luxurious appointments, headroom and attention to detail this beauty provides.



SPECIFICATIONS

Length: 34' 11" / 10.64 m
Beam: 10' 9" / 3.28 m
Dry Weight w/o Engines (aprx) (Epoxy-Infused Hull): 9,800 lbs / 4,445 kg
Dry Weight w/ Twin Yamaha 300's (aprx): 11,000 lbs / 4,990 kg
Dry Weight w/ Twin Yamaha 350's (aprx): 11,500 lbs / 5,216 kg
Dry Weight w/ Triple Yamaha 300's (aprx): 11,700 lbs / 5,307 kg
Fuel Capacity: 310 gal / 1,173 L
Fresh Water Capacity: 23 gal / 87 L
Holding Tank Capacity: 9 gal / 34 L
Waste Capacity: 11 gal / 42 L
Deadrise: 22 degrees
Recommended Cruising HP: 850 HP / 634 kW
Max HP: 1,200 HP / 895 kW
Draft (aprx): 24" / 0.60 m
Bridge Clearance (aprx to T-Top): 8' 5" / 2.57 m
Lewmar Bow Thruster (opt): 3 HP / 2.2 kW
Port/Stbd Rear Fish Boxes: 47 gal / 178 L
Port/Stbd Fwd Coolers: 10 gal (each) / 38 L (each)
Transom Baitwell: 55 gal / 208 L
Console Headroom: 6' 1" / 1.85 m



STANDARD EQUIPMENT

- Dual Swims w/ Center Walk Thru & Esthec®
- Power Steering
- Optimus Electric Hydraulic Steering Included Standard w/ Engine Package
- Armstrong Dive Ladder
- Transom Door
- Aft Under Deck Systems Station w/ Storage
- Aerated Transom Baitwell
- 60 gal. Transom Fish Box / Storage
- 10" Pull-Up Stern / Bow Cleats
- (2) 8" Spring Line Cleats
- (10) S.S. Flush Mount Gunnel Rod Holders
- (2) Horizontal Under Gunnel Rod Storage
- 30 Amp Shore Power w/ 50' Cord
- 50 Amp Battery Charger
- Port Aft Side Transom Storage
- Port & Stbd Aft Floor Fish Boxes
- Raw / Fresh Water Washdown w/ 25 gal. Tank
- Electric Trim Tabs
- C-Zone Digital Switching
- Stern Seat
- Helm**
- Fusion Bluetooth Stereo System w/ (8) J.L. Audio 7.7" Speakers & 8 Channel Amp
- Powder Coated Patented T-Top Hardtop w/ Glass Enclosure®, (6) Rocket Launchers, Switch Panel & Lighted Switches
- Console Glove Box w/ (2) USB Outlets
- Edson Steering Wheel
- Compass
- Courtesy & Navigation Lights
- Molded-In Fwd & Aft Spreader Lights
- Key Fob Remote-Controlled Lights
- Garmin 8612 Display
- (3) Captain's Helm Chairs w/ Heated Seats
- Aft-Facing Bench Seat for Two People
- Aft Bench Seat Converts to Raised Prep Table
- Stbd Leaning Post Storage Drawers
- Leaning Post Aft-Facing Seat Cooler Box
- Port Leaning Post Trash Unit
- Forward Sun Lounge Seat Storage Box
- Port Side Swing-In Boarding Door
- Center Helm Steering Wheel
- Patented Anchor Camera in Bow
- Inner Console Berth**
- Porcelain Vessel Sink w/ Corian® Vanity & Mirror
- Marine Head w/ Electric Overboard Discharge w/ 11 gal. Holding Tank
- Refrigerator
- Overhead Lights
- Port & Stbd Windows
- Double Berth
- 19" TV w/ J.L. Speakers
- Removable Teak Table
- Port Storage Cabinet w/ Corian® Countertop
- Hull, Deck & Cockpit**
- Stbd Console Storage Closet for Brush, Gaff, Lines etc.
- 360 Degree Bolster Cushions
- Recessed Powder Coated Coaming Rail
- Dual Stepped Hull
- Fwd Console Double Sun Deck Lounge w/ Cushions, Armrests & Underside Storage
- Fwd Bow Seating w/ Underside Storage & Cooler
- Fresh Water Anchor Wash Down
- Lewmar Windlass, Anchor, Chain & Rode w/ Bow Foot Controls & Helm Controls
- Bow Under Deck Storage
- (2) GFCI Outlets (1 Cabin, 1 L/P) (Shore Power Only)



OPTIONAL EQUIPMENT

- Hull Color Options**
- Full Hull Color Midnight Blue
- Full Hull Color Black
- Full Hull Color Crystal Blue
- Full Hull Color Shark Gray
- Optional Accent Stripes**
- Painted Accent Stripe – Custom Color
- Painted Accent Stripe – Scout White
- Painted Accent Stripe – Silver
- Optional Painted Engines**
- Paint Engines – Custom Color
- Paint Engines – Scout White
- Paint Engines – Custom Panel Color (Mercury Only)
- Midnight Edition**
- Black Hardtop Frame, Black Bow Rails, Black Hardtop Grab Rails, Black Faceplate, Black Rub Rail, Gunmetal Speakers & Antennas
- Garmin Screens**
- Garmin Additional Display 8612 XSV
- Garmin Display (2) 8616's Upgrade
- Garmin Display 8616 XSV Upgrade
- Garmin Display Upgrade (2) 8612's & (1) 8616
- Garmin Display Upgrade (3) 8612's
- Garmin Transducers**
- Garmin B175H Transducer
- Garmin B175L / B175H Transducers
- Garmin B60 Transducer
- Garmin B75M / B75H Transducers
- Radar**
- GMR 24 XHD Marine Radar Dome
- GHM 424 XHD2 Marine Open Array Radar
- VHF**
- Garmin VHF 115 Radio
- Garmin VHF 315 Radio
- Garmin VHF 800 AIS Radio w/ VHF 315 (required when VHF is ordered w/ upper station)
- FLIR**
- FLIR M232 Pan & Tilt
- FLIR M332 Pan & Tilt
- FLIR M364C Pan & Tilt w/ Color Camera, High Resolution, & Stabilized Gyro
- FLIR M364S Pan & Tilt w/ High Resolution & Stabilized Gyro
- Stereo**
- Deluxe Stereo Upgrade ((8) 7.7" J.L. Speakers, (2) 10" Subs, J.L. Amp)
- XM Stereo / Weather
- Optional Cushion Colors**
- Standard Cushion Package
- Heritage Cushion Package
- Grigio Cushion Package
- Cayenne Cushion Package
- Bianca Cushion Package
- Azzurro Cushion Package (Standard) (Decking, Seadek and Canvas in Gray Where Applicable)
- Canvas / Upholstery**
- Forward Deck Shade Canvas
- Forward Seating Backrests
- Forward Sun Lounge Cover
- Storage Boat Cover
- Premium Systems**
- Seakeeper 3DC Version
- Underwater Lights**
- (2) LED Lumishore Underwater Lights (SMX 153); (2) on Transom
- (2) LED Lumishore Underwater Lights (SMX 53); (2) on Transom
- Hardtop Accessory Colors**
- Custom Painted FLJR
- Custom Painted Radar
- Custom Painted TV
- Misc. Hardtop Options**
- Electric Fiberglass Cockpit Sun Shade
- Outriggers (Taco GS280 w/ 15ft Poles)
- Outriggers (Taco GS390XL PC Cranking w/ Deluxe 18ft Alum Poles)
- Outriggers (Taco GS390XL PC Cranking w/ 20ft Carbon Fiber Poles)
- Hardware**
- Carbon Fiber Edson Steering Wheel
- S.S. Tow Hook
- Black Edson Steering Wheel
- Misc. Electrical Options**
- 12V Air Conditioning
- Bow Pop Up Lights
- Bow Thruster
- Lumitec Light Bar
- Security System - GOST Nav-Tracker 1.0
- Phone to Garmin via HDMI (stream your phone to display on your Garmin Screen - only available w/ 8600 Garmin series)
- Solar Panels on Hardtop
- Vessel View Gauge (Mercury)
- Windshield Wiper
- Electric Reel Pre-Rig
- Misc. Plumbing**
- Engine Flush Kit (Triple Motors)
- Engine Flush Kit (Dual Motors)
- Misc. Deck Options**
- Bow Rod / Cup Holders
- Electric Fwd Decking Dinette Table / Conversion Sun Lounge
- Phender Pro
- Real Teak Upgrade
- Misc. Options**
- Shrink Wrap



330 LXF *S-CLASS*

The 330 LXF is the perfect meld of superior craftsmanship and ingenuity. It's manufactured utilizing our state-of-the-art Epoxy-Infusion process for unmatched strength and stability, creating a lighter, stronger and faster hull. Smartly-designed and ready for entertaining, cruising, or fishing. Ample storage throughout, plush seating options, and an inner console berth below with an electric marine head and overhead lighting.



*Models Shown with Optional Equipment

SPECIFICATIONS

Length: 32' 9" / 9.98 m
Beam: 10' 6" / 3.2 m
Dry Weight w/o Engines (aprx): 9,545 lbs / 4,330 kg
Fuel Capacity: 265 gal / 1,003 L
Fresh Water Capacity: 22 gal / 83 L
Holding Tank Capacity: 12 gal / 45 L
Deadrise: 24 degrees
Draft (aprx): 31" / 0.79 m
Bridge Clearance (aprx to T-Top): 9' 8" / 2.95 m
Recommended Cruising HP: 600 HP / 448 kW
Max HP: 900 HP / 671 kW



STANDARD EQUIPMENT

- Dual Swims w/ Center Walk Thru & Esthec®
- Armstrong Dive Swim Ladder
- Transom Door
- 10" Pull-Up Stern / Bow Cleats
- (2) Spring Line 8" Cleats
- (10) S.S. Flush Mount Gunnel Rod Holders
- (2) Horizontal Under Gunnel Rod Storage
- Aft Under Deck Systems Station w/ Storage
- Port Transom Baitwell
- 50 Amp Battery Charger w/ Deck Plug
- Port & Stbd Aft Floor Fishboxes
- Raw / Fresh Water Washdown w/ 22 gal. Tank
- Leaning Post w/ 3 Tackle Drawers
- Port Side, Trash Unit Stbd Side, 65qt YETI Slide-Out Aft Cooler, Sink Port Side Countertop, Cutting Board Stbd Side Countertop, Fiberglass Cooler Box Countertop & Twin Bucket Helm Seats w/ Armrest Box
- Helm
 - Fusion Bluetooth Stereo System w/ (6) JL 7.7" Speakers
 - Powder Coated Patented T-Top Hardtop w/ Full Windshield, (6) Rocket Launchers & LED Rope Lighting
- Compass
- Courtesy & Navigation Lights
- Under Gunnel LED Rope Lighting
- Molded-In Fwd & Aft Spreader Lights
- Digital Switching
- Inner Console Berth
 - Electric Marine Head w/ 12 gal. Holding Tank w/ Overboard Discharge & Dockside Pump Out
 - Built-in Vessel Sink
 - Overhead Lights
- Hull, Deck & Cockpit
 - Stbd Console Storage Closet for Brush, Gaff, Lines, etc
- 360 Degree Bolster Cushions
- Recessed S.S. Coaming Rail
- Forward Console Storage Box
- Bow Glovebox Storage
- Fwd Bow Seating w/ Underside Storage
- Fresh Water Anchor Wash Down
- Lewmar Windlass, Anchor, Chain & Rode w/ Bow Foot Controls & Helm Controls
- Hide Away Transom Seat
- Garmin 8612 Display
- Patented Anchor Camera in Bow
- Port Side Swing-In Door
- Zipwake Interceptor System



OPTIONAL EQUIPMENT

- Hull Color Options**
 - Full Hull Color Midnight Blue
 - Full Hull Color Black
 - Full Hull Color Crystal Blue
 - Full Hull Color Shark Gray
- Optional Accent Stripes**
 - Painted Accent Stripe – Custom Color
 - Painted Accent Stripe – Scout White
 - Painted Accent Stripe – Silver
- Optional Painted Engines**
 - Paint Engines (Dual Engines – Custom Color)
 - Paint Engines (Dual Engines – Custom Panel Color – Mercury Engines Only)
 - Paint Engines (Dual Engines – Scout White)
- Midnight Edition**
 - Midnight Edition (Hardtop Main Frame, Bow Rails, Hardtop Grab Rails, Faceplate, Rub Rail, Gunmetal Speakers & Antennas – Black)
- Garmin Screens**
 - Garmin Additional Display 8612 XSV
 - Garmin Display (2) 8616's Upgrade
 - Garmin Display 8616 XSV Upgrade
- Garmin Transducers**
 - Garmin B175H Transducer
 - Garmin B175L / B175H Transducers
 - Garmin B60 Transducer
 - Garmin B75M / B75H Transducers
- Radar**
 - GMR 24 XHD Marine Radar Dome
 - GHM 424 XHD2 Marine Open Array Radar
- VHF**
 - Garmin VHF 115 Radio
 - Garmin VHF 315 Radio
 - Garmin VHF 800 AIS Radio w/ VHF 315 (required when VHF is ordered w/ upper station)
- FLIR**
 - FLIR M232 Pan & Tilt
 - FLIR M332 Pan & Tilt
 - FLIR M364C Pan & Tilt w/ Color Camera, High Resolution, & Stabilized Gyro
 - FLIR M364S Pan & Tilt w/ High Resolution & Stabilized Gyro
- Stereo**
 - Deluxe Stereo Upgrade ((6) 7.7" JL Speakers, (2) 10" Subs, (2) JL Amps)
 - XM Stereo / Weather
- Optional Cushion Colors**
 - Standard Cushion Package
 - Heritage Cushion Package
 - Grigio Cushion Package
 - Cayenne Cushion Package
 - Bianca Cushion Package
 - Azzurro Cushion Package (Standard) (Decking, Seadek and Canvas in Gray Where Applicable)
- Canvas / Upholstery**
 - Forward Deck Shade Canvas
 - Storage Boat Cover
- Leaning Posts / Helm Seating**
 - 60/40 Helm Seat
 - Split Helm Seat w/ Armrest Glovebox
- Leaning Post Options**
 - Drawer
 - Grill
 - Mini-Fridge
 - Upgraded Leaning Post w/ Aft Facing Seat & Cooler / Storage Box Underneath
- Hardtop Rocket Launchers**
 - Retractable Rocket Launchers
- Premium Systems**
 - Seakeeper 2 DC Version (eliminates 65qt YETI) (Includes Solar Panels on Hardtop, Additional 50 Amp Charger & (1) Additional Battery)
- Underwater Lights**
 - (2) LED Lumishore Underwater Lights (SMX 153); (2) on Transom
 - (2) LED Lumishore Underwater Lights (SMX 53); (2) on Transom
- Misc. Hardtop Options**
 - Electric Fiberglass Cockpit Sun Shade
 - Outriggers (Taco GS390XL PC Cranking w/ Deluxe 18ft Alum Poles)
 - Outriggers (Taco GS280 w/ 15ft poles)
- Misc. Electrical Options**
 - 12V Air Conditioning
 - Bow Pop-Up Lights
 - Bow Thruster
 - (1) Lumitec Light Bar
 - Security System – GOST Nav-Tracker 1.0
 - Solar Panels on Hardtop (House Battery only – (2) 110W panels)
 - Windshield Wiper
 - Phone to Garmin via HDMI (stream your phone to display on your Garmin Screen - only available w/ 8600 Garmin series)
- Misc. Plumbing**
 - Engine Flush Kit (dual motors)
- Misc. Deck Options**
 - Bow Rod / Cup Holders (replaces fwd most standard set of Rod Holders)
 - Electric Fwd Esthec® Dinette Table / Conversion to Sun Lounge
 - Removable Teak Bow Table
 - Phender Pro (two sets = 4 pins/ 4 receivers)
 - Powder Coat Upgrade on Bow Rail
 - Real Teak Upgrade (Swims, Helm Pad & Step, Bow Table) (optional)
- Misc. Options**
 - Shrink Wrap



305 LXF

Step aboard the only 30-footer in its class with a console berth down below and optional air conditioning: our 305 LXF. Enjoy the convenience of a removable bow table while enjoying your favorite music on the six-speaker sound system with optional subwoofer and amplifier. Power the model on and off with the simple push of a button from your remote key fob. Comfort, style, and performance are all standard and ready for you to enjoy whether it's offshore, or a date night excursion to your favorite waterfront restaurant.



*Models Shown with Optional Equipment

SPECIFICATIONS

Length: 30' 4" / 9.25 m
Beam: 9' 10" / 2.99 m
Dry Weight w/o Engines (aprx): 6,870 lbs / 3,116 kg
Fuel Capacity: 212 gal / 803 L
Fresh Water Capacity: 12.5 gal / 47 L
Holding Tank Capacity: 10 gal / 38 L
Deadrise: 20 degrees
Recommended Cruising HP: 500 HP / 373 kW
Max HP: 800 HP / 597 kW
Draft (aprx): 20.5" / 0.52 m



STANDARD EQUIPMENT

- Fully Walkable Transom Swim Platform w/ Esthec®
 - Power Steering
 - Power Assist Hydraulic Steering Included Standard w/ Engine Package
 - Tilt Helm
 - Swim Ladder
 - Transom Door
 - Side Boarding Door
 - (4) 8" Pull-up Stern/Bow Cleats
 - (2) 8" Spring Line Cleats
 - (6) S.S. Flush Mount Gunnel Rod Holders
 - (2) Horizontal Under Gunnel Rod Storage
 - Aft Under Deck Systems Station w/ Storage
- 3 Bank Battery Charger
 - (2) AGM 130Ah House
 - (2) AGM 90Ah Cranking
 - Port & Stbd Aft Floor Fish Boxes
 - Raw / Fresh Water Washdown w/ 12 gal. Tank
 - Deluxe Leaning Post w/ Baitwell, Tackle Drawers, Cup Holders, Sink, Trash Can, Cutting Board, 35 qt. Slide Out YETI Cooler, Tool Storage & Rod Holders
 - Helm Seats w/ Folding Lean Bolsters & Armrests
 - Seakeeper Ride
- Powder Coated Patented T-Top Hardtop w/ Glass Enclosure® T-Bag, & LED Rope Lighting
 - Compass
 - Courtesy & Navigation Lights
 - Under Gunnel LED Rope Lighting
 - Molded-In Fwd & Aft Spreader Lights
 - DCM Digital Switching
- Hull, Deck & Cockpit**

 - Stbd Console Storage Closet for Brush, Gaff, Lines, etc.
 - 360 Degree Bolster Cushions
 - S.S. Coaming Rail
 - Fwd Bow Seating w/ Underside Storage
 - Fresh Water Anchor Washdown
 - Lewmar Windlass, Anchor, Chain & Rode w/ Bow Foot Controls & Helm Controls
 - Garmin 8612 Display w/ acrylic Bezel
 - Stern Seat
 - Patented Anchor Camera in Bow
- Inner Console Berth**

 - S.S. Sink w/ Corian® Vanity & Mirror
 - Electric Marine Head w/ 10 gal. Holding Tank w/ Overboard Discharge & Dockside Pump Out
 - Overhead Lights
 - Fully Cushioned Berth
- Helm**

 - Fusion Bluetooth Stereo System w/ (6) JL 7.7" Speakers



OPTIONAL EQUIPMENT

- Hull Color Options**

 - Full Hull Color Black
 - Full Hull Color Midnight Blue
 - Full Hull Color Crystal Blue
 - Full Hull Color Shark Gray
- Optional Accent Stripes**

 - Painted Accent Stripe – Custom Color
 - Painted Accent Stripe – Scout White
 - Painted Accent Stripe – Silver
- Optional Painted Engines**

 - Paint Engines – Custom Color
 - Paint Engines – Scout White
 - Paint Engines – Custom Panel Color (Mercury Only)
- Midnight Edition**

 - Black Hardtop Main Frame, Black Bow Rails, Black Hardtop Grab Rails, Black Faceplate, Black Rub Rail, Black Gunmetal Speakers & Antennas
- Garmin Screens**

 - Garmin Additional Display 8612 XSV
 - Garmin Display (2) 8616's Upgrade
 - Garmin Display 8616 XSV Upgrade
- Garmin Transducers**

 - Garmin B175H Transducer
 - Garmin B175L / B175H Transducers
 - Garmin B60 Transducer
 - Garmin B75M / B75H Transducers
- Autopilot**

 - GHP 40 Autopilot System
- Radar**

 - GMR 24 XHD Marine Radar Dome
 - GHM 424 XHD2 Marine Open Array Radar
- VHF**

 - Garmin VHF 115 Radio
 - Garmin VHF 315 Radio
 - Garmin VHF 800 AIS Radio w/ VHF 315 (required when VHF is ordered w/ upper station)
- FLIR**

 - FLIR M232 Pan & Tilt
 - FLIR M332 Pan & Tilt
 - FLIR M364C Pan & Tilt w/ Color Camera, High Resolution, & Stabilized Gyro
 - FLIR M364S Pan & Tilt w/ High Resolution & Stabilized Gyro
 - Sionyx Nightwave Camera
- Stereo**

 - Deluxe Stereo Upgrade ((6) 7.7" JL Speakers, 10" Sub, JL Amp)
 - XM Stereo / Weather
- Optional Cushion Colors**

 - Standard Cushion Package
 - Heritage Cushion Package
 - Grigio Cushion Package
 - Cayenne Cushion Package
 - Bianca Cushion Package
 - Azzurro Cushion Package (Standard) (Decking, Seadek and Canvas in Gray Where Applicable)
- Canvas / Upholstery**

 - Bow Filler Cushion
 - Forward Deck Shade Canvas
 - Storage Boat Cover
- Leaning Posts / Helm Seating**

 - Baitwell Leaning Post w/ Tackle Drawers, Cup Holders, Sink, Trash Can, Cutting Board, Tool Storage & Rod Holders, Helm Seats w/ Folding Lean Bolsters & Armrests (Standard)
 - Leaning Post w/ Sink, Faucet, Storage Box w/ Cutting Board Lid, Tackle Drawers, Trash Can, 35 qt. Slide Out YETI Cooler, Helm Seats w/ Folding Lean Bolsters & Armrests
- Leaning Post w/ Seakeeper 1, Sink, Faucet, Storage Box w/ Cutting Board Lid, Tackle Drawers, Trash Can, Helm Seats w/ Folding Lean Bolsters & Armrests
- Underwater Lights**

 - (2) LED Lumishore Underwater Lights (SMX 23)
 - (2) LED Lumishore Underwater Lights (SMX 93)
- Hardtop Rocket Launchers**

 - Rocket Launchers (Hardtop Mounted)
- Misc. Hardtop Options**

 - Outriggers (Taco GS390XL PC Cranking w/ Deluxe 18ft Alum Poles)
 - Outriggers (Taco GS280 w/ 15ft poles)
- Hardware**

 - Edson Steering Wheel
 - Black Edson Steering Wheel
 - S.S. Tow Hook
- Misc. Electrical Options**

 - 110V Air Conditioning w/ Inverter (includes vents at the helm & inside the console)
 - (1) Lumitec Light Bar
 - Windshield Wiper
 - Phone to Garmin via HDMI (stream your phone to display on your Garmin Screen - only available w/ 8600 Garmin series)
 - Solar Panels on Hardtop (charges house battery bank)
 - Seakeeper Ride System
- Misc. Plumbing**

 - Engine Flush Kit (Dual Motors)
- Misc. Deck Options**

 - Bow Flush Mount Rod Holders (2)
 - Bow Rod / Cup Holders (One Pair)
 - Phender Pro
 - Removable Teak Bow Table
 - Side Boarding Ladder
 - Powder Coat Upgrade on Split Bow Rails
- Misc. Options**

 - Shrink Wrap





277 LXF

The Scout 277 LXF is a performance machine that outpaces the competitive models in its class. It's loaded with standard features such as a fully walkable transom swim platform with Esthec®, a port-side swing-in door, forward seating with removable backrests and storage underneath, and a powder coated T-Top hardtop w/ integrated frameless windshield and rocket launchers to name a few. Some notable optional features are your choice of upgraded upholstery color packages, underwater lights, outriggers, and an engine flush kit.



*Models Shown with Optional Equipment

SPECIFICATIONS

Length: 27' 9" / 8.46 m
Beam: 9' / 2.74 m
Dry Weight w/o Engines (aprx): 5,642 lbs / 2,559 kg
Fuel Capacity: 164 gal / 621 L
Fresh Water Capacity: 13 gal / 49 L
Holding Tank Capacity: 6.5 gal / 25 L
Deadrise: 22 degrees
Recommended Cruising HP: 300 HP / 224 kW
Max HP: 450 HP / 336 kW
Draft (aprx): 19" / 0.48 m
Bridge Clearance (aprx to T-Top): 8' 4" / 2.54 m
Fish Box: 25 gal (each) / 95 L (each)
Console Cooler: 30 gal / 114 L



STANDARD EQUIPMENT

- Hull, Deck & Cockpit**

 - Self-Bailing Cockpit
 - LED Cockpit Courtesy Rope Lighting
 - S.S. Split Bow Rail
 - S.S. Spring Line Cleats
 - Fully Walk-able Transom Swim Platform w/ EVA Foam Matting
 - Transom Walk Thru Door
 - Shrink Wrap
 - Forward Seating w/ Removable Forward Seating Backrests / Under Storage
 - Integrated Stern Seat

Fishing

 - Large Cockpit Fishing Area
 - Port / Stbd In-Floor Fish Box w/ Diaphragm Pump
- (4) S.S. Flush Mount Rod Holders
 - Port Aft Recirculating Baitwell
 - Stbd Under Gunnel Rod Storage (3)
 - Battery Charger
 - Breast Plate
 - Fresh Water Anchor Wash Down
 - Vertical Windlass w/ Polished S.S. Anchor Roller, Anchor Rode & Chain
 - Port Side Swing-In Door

Helm

 - Electronics Bezel w/ Glove Box
 - 13" S.S. Finger Grip Wheel w/ Power Knob
 - Compass
 - Fusion Bluetooth Stereo w/ (4) 7.7" JL Audio Speakers
- Powder Coated T-Top Hardtop w/ Integrated Frameless Windshield & Rocket Launchers®
 - Full Bolster Set & Console Cushion Set
 - Port & Stbd Forward Seating Cushions
 - Transom Rope Lighting
 - Standard Leaning Post (w/ Tackle Station, Folding Helm Chairs & Igloo Cooler - Unless YETI Upgrade is Ordered)
 - Garmin 943XS Display w/ B60 Transducer
- Systems**

 - Fresh Water Wash Down w/ 15 gal. Tank
 - Raw Water Wash Down
 - Navigational Light
 - Power Steering
 - Power Steering Included Standard w/ Engine Package
 - Seakeeper Ride

Head

 - Completely Private w/ Locking Door
 - Self Contained Porcelain Head
 - Opening Porthole
 - Step-Inside Console
 - Battery Storage / Console Shelf



OPTIONAL EQUIPMENT

- Hull Color Options**

 - Black
 - Midnight Blue
 - Crystal Blue
 - Shark Gray
 - Full Hull Color Upgrade

Optional Accent Stripes

 - Painted Accent Stripe – Custom Color
 - Painted Accent Stripe – Scout White
 - Painted Accent Stripe – Silver

Optional Painted Engines

 - Paint Engine – Custom Color
 - Paint Engine – Scout White
 - Paint Engine – Custom Panel Color (Mercury Only)

Midnight Edition

 - Black- Hardtop Main Frame, Bow Rails, Hardtop Grab Rails, Faceplate, Rub Rail, Gunmetal Speakers & Antennas

Garmin Screens

 - Garmin Display (2) 8610 XSV Upgrade
 - Garmin Display 8610 XSV Upgrade
 - Garmin Display 8612 XSV Upgrade

Garmin Transducers

 - Garmin B175H Transducer
- Autopilot**

 - GHP 40 Autopilot System

Radar

 - GMR 18 XHD Marine Radar Dome
 - GMR 24 XHD Marine Radar Dome

VHF

 - Garmin VHF 115 Radio
 - Garmin VHF 315 Radio
 - Garmin VHF 800 AIS Radio w/ VHF 315 (required when VHF is ordered w/ upper station)

FLIR

 - FLIR M232 Pan & Tilt
 - FLIR M332 Pan & Tilt
 - FLIR M364C Pan & Tilt w/ Color Camera, High Resolution, & Stabilized Gyro
 - FLIR M364S Pan & Tilt w/ High Resolution & Stabilized Gyro
 - Sonyx Nightwave Camera

Stereo

 - Deluxe Stereo Upgrade ((4) 7.7" JL Speakers, 10" Sub, JL Amp)
 - XM Stereo / Weather
- Optional Cushion Colors**

 - Standard Cushion Package
 - Heritage Cushion Package
 - Grigio Cushion Package
 - Cayenne Cushion Package
 - Bianca Cushion Package
 - Azzurro Cushion Package (Standard) (Decking, Seadek and Canvas in Gray Where Applicable)

Canvas / Upholstery

 - Bow Filler Cushion
 - Forward Deck Shade Canvas (must select Forward Rod Holders)
 - Storage Boat Cover

Leaning Post / Helm Seating

 - Upgraded Fiberglass Leaning Post w/ Bait Prep Station, Sink, S.S. Tackle Drawers, & Helm Seats w/ Folding Bolsters & Armrests
 - Leaning Post w/ Seakeeper 1, Sink, Faucet, Storage Box w/ Cutting Board Lid, Solar Panel, Tackle Drawers, Trash Can, Helm Seats w/ Folding Lean Bolsters & Armrests
 - Leaning Post w/ Sink, Faucet, Storage box w/ Cutting Board Lid, Tackle Drawers, Trash Can, 35 qt. Slide Out YETI Cooler, Helm Seats w/ Folding Lean Bolsters & Armrests (Requires fresh water washdown)
- Premium Systems**

 - Seakeeper 1 (When Available)

Underwater Lights

 - (2) LED Lumishore Underwater Lights (SMX 23)
 - (2) LED Lumishore Underwater Lights (SMX 93)

Misc. Hardtop Options

 - Outriggers (Taco GS390XL PC Cranking w/ Deluxe 18ft Alum Poles)
 - Outriggers (Taco GS280 w/ 15ft poles)

Hardware

 - Black Edson Steering Wheel
 - Edson Steering Wheel
 - S.S. Tow Hook

Misc. Electrical Options

 - 12V Refrigerator
 - Inverter System w/ Grill & Shore Power
 - Windshield Wiper
 - (1) Lumitec Light Bar
 - Phone to Garmin via HDMI (stream your phone to display on your Garmin Screen - only available w/ 8600 Garmin series)
- Misc. Plumbing Options**

 - Diaphragm Overboard Discharge Waste Pump
 - Engine Flush Kit (Dual Motors)

Misc. Deck Options

 - Bow Flush Mount Rod Holders (2)
 - Bow Rod / Cup Holders (One Pair)
 - Phender Pro (Two Sets = 4 Pins / 4 Receivers)
 - Power Coat Upgrade on Split Bow Rails
 - Recessed Bow Ladder
 - Removable Teak Bow Table
 - Ski Pylon
 - Teak on Swim Platforms
 - Side Boarding Ladder
 - Decking Swim Platform Upgrade
 - Stern Anchor w/ Dedicated Storage




*Models Shown with Optional Equipment



260 LXF

Introducing our all-new 260 LXF center console model. Performance meets function at a high level in this new 26' model. It comes standard with an integrated fiberglass hardtop that complements the already sleek profile as well as provides protection from the elements, a forward lounge seat that might just offer the best seat in the house, a side dive door that provides convenient access on and off the boat, in-floor fish boxes for the catches of the day, and an extended walkable transom that adds further to the safety and convenience of the model. This model also comes standard with the Seakeeper Ride vessel attitude control system, and a step-inside console with porcelain head. Choose from multiple engine package options as well as upholstery and hull color choices to make it your own.



SPECIFICATIONS

Length:26' / 7.92 m

Beam: 8' 11" / 2.72 m

Dry Weight w/o Engines (aprx):5,300 lbs / 2,404 kg

Fuel Capacity:.....146 gal / 553 L


Fresh Water Capacity:.....20 gal / 76 L

Holding Tank Capacity:6 gal / 23 L

Deadrise:.....21.5 degrees

Draft (aprx):..... 20" / 0.51 m

Bridge Clearance (aprx to T-Top):..... 7' 11" / 2.24 m



STANDARD EQUIPMENT

- Hull, Deck & Cockpit**

 - Self-Bailing Cockpit
 - S.S. Split Bow Rail
 - S.S. Spring Line Cleats
 - (10) Cup Holders
 - Transom Walk Thru Door
 - Forward Seating w/ Removable Backrests / Storage
 - Forward Console Seat Cushion / Storage
 - Fold Down Stern Seat
 - Cockpit / Bow Bolsters
 - LED Cockpit Courtesy Rope Lighting
 - Fully Walk-able Swim Platform w/ Foam Matting & Ladder
 - S.S. Rub Rail
 - Shrink Wrap

Fishing

 - S.S. Flush Mount Rod Holders (6)
 - Under Gunnel Rod Storage (2)
- Port and Stbd In-Floor Fish Box w/ Diaphragm Pump
 - Port Aerated/ Recirculating Baitwell
 - Port Side Swing-In Door

Helm Area

 - Hydraulic Steering w/ Tilt
 - Compass
 - 13.5" S.S. Finger Grip Wheel w/ Power Knob
 - (2) Wireless Phone Chargers
 - Integrated Fiberglass T-Top w/ Fully Enclosed Windshields, 2 Spreader Lights and Switch Panel
 - Garmin 943 XSV Display w/ B60 Transducer
 - Fiberglass Leaning Post w/ Bait Prep Station, Sink, Tackle Drawers, & Helm Seats w/ Folding Bolsters & Armrests
 - 45 qt. YETI Cooler
- Systems**

 - Dual Battery Switch w/ Remote
 - Battery (house & cranking)
 - Raw Water Wash Down
 - Fresh Water Wash Down & Anchor Wash Down w/ 20 Gallon Tank
 - Fusion Bluetooth Stereo w/ (6) 7.7" JL Speakers
 - Seakeeper Ride Vessel Attitude Control System
 - Vertical Windlass w/ Polished S.S. Anchor, Roller, Rode & Chain
 - Anchor Camera in Bow

Head

 - Completely Private w/ Locking Door
 - Porcelain Head, Manual Holding Tank
 - Step-Inside Console

OPTIONAL EQUIPMENT

- Hull Color Options**

 - Black

Colors

 - Black
 - Midnight Blue
 - Crystal Blue
 - Shark Gray
 - Full Hull Color Upgrade

Engine Paint

 - Paint Engines –Custom Color
 - Paint Engines –Scout White

Midnight Edition

 - Black Gelcoat on Fiberglass Hardtop Frame/Underside of Hardtop/Faceplate, Black Split Bow Rails, Rocket Launchers, L/P Grab Rail, Antennas, Rub Rail, and Gunmetal Speakers (Some items optional, will be black if ordered along with Midnight Edition)

Garmin Screens

 - Garmin Display (1) 8610 Upgrade
 - Garmin Display (1) 8612 Upgrade
 - Garmin Display (1) 8616 Upgrade
 - Garmin Display (1) 8624 Upgrade
 - Garmin Display (2) 8610's
 - Garmin Display (2) 8612's
- Garmin Transducers**

 - Garmin B175H Transducer

Autopilot

 - GHP 40 Autopilot System w/ Smart Pump (Mercury non joystick boats only)

Radar

 - GMR 18 XHD Marine Radar Dome (only available w/ hardtop)
 - GMR 24 XHD Marine Radar Dome

VHF

 - Garmin AIS 800 w/ VHF 315
 - Garmin VHF 315 Radio

FLIR

 - FLIR M232 Pan and Tilt
 - FLIR M332 Pan and Tilt
 - FLIR M364S Pan and Tilt w/ High Resolution and Stabilized Gyro
 - Sionyx Nightwave Camera

Steering

 - Electro Hydraulic Steering (Mercury only)
 - Optimus 360 Joystick Vessel Control System w/ Sea Station
 - Power Assist Hydraulic Steering

Stereo

 - Deluxe Stereo Upgrade (8 7.7" JL Speakers, 10" Sub, JL Amp)
 - XM Stereo / Weather
- Cushion Colors**

 - Standard Cushion Package
 - Heritage Cushion Package
 - Grigio Cushion Package
 - Cayenne Cushion Package
 - Bianca Cushion Package
 - Azzurro Cushion Package (Standard) (Decking, Seadek and Canvas in Gray Where Applicable)

Canvas / Upholstery

 - Bow Filler Cushion
 - Forward Deck Shade Canvas (must select forward rod holders)
 - Storage Boat Cover

Underwater Lights

 - (2) LED Lumishore Underwater Lights (SMX 23)
 - (2) LED Lumishore Underwater Lights (SMX 93)

Hardtop Rocket Launchers

 - Rocker Launchers (hardtop mounted)

Misc Hardtop Options

 - Outriggers (Taco GS280 w/ 15ft Poles)
 - Outriggers (Taco GS390XL PC Cranking w/ Deluxe 18ft Alum Poles)
- Hardware**

 - Black Edson Steering Wheel
 - Edson Steering Wheel
 - S.S. Tow Hook

Misc Electrical

 - (1) Lumitec Light Bar
 - Battery Charger
 - Phone to Garmin via HDMI (stream your phone to display on your Garmin Screen) (Only available w/ 8600 Garmin Screen)
 - Windshield Wiper (must order fresh water washdown if optional)

Misc Plumbing

 - Diaphragm Overboard Discharge Waste Pump
 - Electric Head Upgrade
 - Engine Flush Kit (Dual Motors)

Misc Deck Options

 - Bow Flush Mount Rod Holders (2)
 - Bow Rod/Cup Holders (one pair)
 - Decking Swim Platform Upgrade
 - Phender Pro (Two sets = 4 Pins / 4 Receivers)
 - Side Boarding Ladder
 - Sky Pylon





XSF/Sportfish COLLECTION

These are the center console sportfish machines where the Scout experience truly begins. No other coastal fishing boat measures up to them.

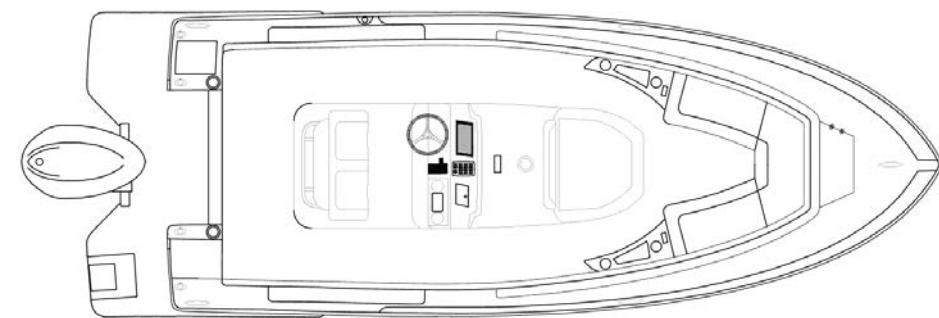
Unmatched build quality, ultimate fit-and-finish, countless innovations, lower cost of ownership, higher resale value, higher customer satisfaction, the highest strength-to-weight ratios... the list goes on and on.

Drop the rods... the anchor... and the preconceived notions.



240 XSF

Sleek lines, innovation and high performance make the 240 XSF the hottest boat in its class. Built on our revolutionary NuV3 fuel efficient hull design, this forward seating center console model is ready for the open water, but will also save you money at the fuel pump. We've incorporated a longer outboard shaft so that we could do away with the transom splash well, creating a level full-access swim platform for safer access and use. LED lighting – including rope lighting and unique underside hardtop lights that are perfect for illuminating the boat during pre-dawn, dusk or night excursions – fold-away stern seat, aerated transom baitwell, forward lounge seating with fish/storage box and overboard pump out, powder coated elite leaning post w/ cooler, rod and cup holders are just some of the numerous standard features available on this model.



*Models Shown with Optional Equipment

SPECIFICATIONS

Length:	23' 8" / 7.2 m
Beam:	8' 6" / 2.6 m
Dry Weight w/o Engines (aprx):	3,655 lbs / 1,658 kg
Fuel Capacity:	100 gal / 379 L
Deadrise:	20 degrees
Rec HP (Yamaha Outboard):	250 HP / 187 kW
Max HP (Yamaha Outboard):	300 HP / 224 kW
Draft (aprx):	19.5" / 0.49 m
Bridge Clearance (aprx to T-Top):	7' 2" / 2.18 m
Outboard Shaft:	25" / 0.64 m
Freshwater Capacity:	15 gal / 57 L
Port / Stbd Bow Storage Boxes:	31 gal / 117 L
Coffin Box / Fish Box:	61 gal / 231 L
Transom Baitwell:	15 gal / 57 L
Console Height:	4' 2" / 1.27 m
Person Capacity / Person Weight Capacity:	11 / 1,600 lbs / 726 kg

STANDARD EQUIPMENT

- SeaStar Hydraulic Steering w/ Tilt
- S.S. Split Bow Rail
- Center Console
- (4) S.S. Flush Mount Rod Holders
- (4) Under Gunnel Rod Storage
- (6) S.S. Pull-up Cleats
- (8) Cup Holders
- Forward Lounge Box w/ Overboard Pump Out (Fish Box)
- Full Transom Swim Platforms w/ Simulated Teak Foam Pad w/ Ladder
- Transom Rope Lighting
- Transom Walk Thru w/ Access Door
- Fusion Bluetooth Stereo w/ (4) 6" Speakers
- USB/USB-C Combo Port & Additional USB Port
- Powder Coated T-Top Hardtop w/ LED Spread Lights & Full Windshield
- Forward Seating Backrests
- Silver Accent & Pinstripe on Hull
- Aerated Transom Baitwell
- Raw Water Wash Down
- On / Off Battery Switch
- Stern Seat in Transom
- Compass
- S.S. Scout Logo / S.S. Rub Rail
- Powder Coated Elite Leaning Post w/ Igloo Cooler, (4) Rod Holders & (3) Cup Holders
- Horn
- Seakeeper Ride
- Aft Port & Stbd Bolsters
- Bow Bolsters & Full Bow Cushion Set
- Forward Console Lounge Seat w/ Cushions
- Rub Rail Integrated Navigation Lights
- Under Gunnel & Bolster LED Lights
- 100 gal. Fuel Tank
- Shrink Wrap
- Garmin 943XS Display
- 860 Transducer
- Digital Engine Display Gauge

OPTIONAL EQUIPMENT


- Hull Color Options**
 - Black
 - Midnight Blue
 - Crystal Blue
 - Shark Gray
 - Full Hull Color Upgrade
- Engine Paint**
 - Paint Engine - Custom Color
 - Paint Engine - Scout White
- Midnight Edition**
 - Black Powder Coat T-Top Frame, Black Fwd Hand Rails, Black Leaning Post, Black Rocket Launchers, Black L/P Grab Rail, Black Gunmetal Speakers & Antennas - Optional Items, if Ordered
- Garmin Screens**
 - Garmin Display 8610 XSV Upgrade
 - Garmin Display 8612 XSV Upgrade
- Radar**
 - GMR 18 XHD Marine Radar Dome
- VHF**
 - Garmin VHF 315 Radio
- FLIR**
 - Sionyx Nightwave Camera
- Steering**
 - Power Assist Hydraulic Steering
 - Helm Master EX Single Engine Application (incl. power steering, auto pilot & joystick)
- Stereo**
 - Deluxe Stereo Upgrade ((4) 6.5" JL Speakers, 10" Sub, JL Amp)
 - JL Audio Speaker Upgrade w/ (4) 6.5" Speakers
 - XM Stereo / Weather
- Cushion Colors**
 - Standard Cushion Package
 - Heritage Cushion Package
 - Grigio Cushion Package
 - Cayenne Cushion Package
 - Bianca Cushion Package
 - Azzurro Cushion Package (Standard) (Decking, Seadek and Canvas in Gray Where Applicable)
- Canvas / Upholstery**
 - Storage Boat Cover
 - Shade Kit – Aft
 - Shade kit – Bow
- Leaning Post / Helm Seating**
 - Upgraded Leaning Post w/ Tackle Station, Folding Helm Chairs and YETI Cooler w/ Slide
- Underwater Lights**
 - (2) LED Underwater Lights
- Hardtop Rocket Launchers**
 - Rocket Launchers (Hardtop Mounted)
- Misc. Hardtop Options**
 - Hardtop T-Bag Storage
 - Outriggers (Taco GS280 w/ 15ft poles)
 - Outriggers (Taco GS390XL PC Cranking w/ Deluxe 18ft Alum Poles)
- Hardware**
 - Black Edson Steering Wheel
 - Edson Steering Wheel
- Misc. Electrical Options**
 - Battery Charger
 - (1) Lumitec Light Bar
 - Mercury Vessel View Gauge 403
 - Pre Wire for Vertical Windlass
 - Phone to Garmin via HDMI (stream your phone to display on your Garmin Screen - only available w/ 8600 Garmin series)
 - Seakeeper Ride System
- Misc. Plumbing Options**
 - Diaphragm Overboard Discharge Waste Pump
 - Fresh Water Wash Down
 - Porta Potti
 - Recirculating Baitwell
 - Self Contained Porcelain Head
- Misc. Deck Options**
 - Bow Flush Mount Rod Holders (2)
 - Bow Rod / Cup Holders (One Pair)
 - Phender Pro
 - Powder Coat Upgrade on Split Bow Rails
 - Removable Teak Bow Table
 - SeaDek Helm Footrest & Helm Pad
 - Ski Tow
 - Top Mount Anchor Roller & Windlass
 - Esthec Swim Platform Upgrade
 - YETI 65Qt Cooler Upgrade (Includes Cooler Slide)



*Models Shown with Optional Equipment

215 XSF

The 215 XSF is built on Scout's revolutionary fuel saving NuV3 hull design, while the deck offers ample standard amenities for everything from serious fishing to comfort cruising. Built with 100% hand-laid fiberglass, the boat boasts a wide comfortable beam of 8' 6" with an overall length of 21' 6". A notable standard feature onboard the 215 includes not only the forward seating in the bow, but also a forward sun lounge / coffin box complete with a cushion.



SPECIFICATIONS

Length: 21' 6" / 6.55 m
Beam: 8' 6" / 2.59 m
Dry Weight w/o Engine (aprx): 2,776 lbs / 1,259 kg
Fuel Capacity: 82 gal / 310 L
Deadrise: 20 degrees
Rec HP (Yamaha Outboard): 150 HP / 112 kW
Max HP (Yamaha Outboard): 200 HP / 149 kW
Draft (aprx): 15.75" / 0.4 m
Bridge Clearance (aprx): 7' 9" / 2.36 m
Person Capacity / Person Weight Capacity: 9 / 1,500 lbs / 680 kg

STANDARD EQUIPMENT

- S.S. Split Bow Rails
- Center Console w/ Grab Rail
- (4) S.S. Flush Mount Rod Holders at Stern
- Console Cushion Set
- (4) Under Gunnel Rod Storage
- 6" Spring Cleats
- 8" Pull Up Stern Cleats
- Aerated Baitwell w/ High Speed Pickup
- On / Off Dual Battery Select Switch
- Aft Port & Stbd Bolsters
- Bow Bolsters & Full Bow Cushion Set
- Self-Bailing Cockpit
- 100% Hand Laid Fiberglass
- Reverse Shoebox Construction
- S.S. Steering Wheel w/ Knob
- Digital Gauges
- Silver Accent & Pinstripe on Hull
- Fwd Sun Lounge / Coffin Box w/ Cushion
- USB/USB-C Combo Port & Additional USB Port
- Compass
- (10) S.S. Cup Holders
- Raw Water Wash Down in Livewell
- Fusion Bluetooth Stereo w/ (4) 6" Speakers
- BayStar Hydraulic Steering (w/ 150HP)
- Shrink Wrap
- Port & Stbd Swim Platforms w/ Ladder
- Foam Pad on Swim Platforms
- Powder Coated Alum. Leaning Post w/ Backrest & 72qt Igloo Cooler
- Transom Door
- 100% LED Lighting
- Easy Access Aft Systems Room w/ Polished Bilge and Lid
- Premium Gel-Coat
- NuV3 Hull

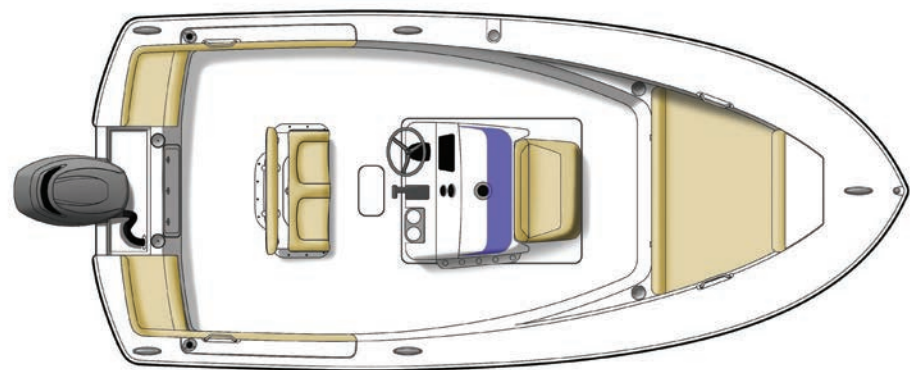
OPTIONAL EQUIPMENT

- Hull Color Options**
 - Black
 - Midnight Blue
 - Crystal Blue
 - Shark Gray
 - Full Hull Color Upgrade
- Midnight Edition**
 - Black - Powder Coat T-Top Frame, Fwd Hand Rails, Leaning Post, Rocket Launchers, L/P Grab Rail, Gunmetal Speakers & Antennas - Optional Items, if Ordered
- Garmin Screens**
 - Garmin Display 8610
 - Garmin Display 943XS
- Garmin Transducers**
 - Garmin B60 Transducer
- VHF**
 - Garmin VHF 315 Radio
- FLIR**
 - Sionyx Nightwave Camera
- Steering**
 - SeaStar Hydraulic Steering Upgrade
 - Dometic XPA Electric Steering (will not work w/ Yamaha F150/F200)
- Stereo**
 - JL Audio Speaker Upgrade w/ (4) 6.5" Speakers
- Canvas / Upholstery**
 - Boat Cover (w/o T-Top)
 - Boat Cover (w/ T-Top or Hardtop)
 - Console Cover
 - Folding Transom Stern Seat
 - Forward Seating Backrests
 - Shade Kit - Aft
 - Shade Kit - Bow
- Leaning Post / Helm Seating**
 - Powder Coated Elite Leaning Post w/ Igloo Cooler
- Underwater Lights**
 - (2) LED Underwater Lights
- Top Options**
 - Bimini Top S.S.
 - Powder Coated T-Top Hardtop w/ Integrated Windshield
- Hardtop Rocket Launchers**
 - Rocket Launchers (Hardtop Mounted)
- Misc. Hardtop Options**
 - Hardtop T-Bag Storage
- Misc. Electrical Options**
 - Battery Charger (House & engine bank)
 - Dometic Trim Tabs with LED Indicator Switch
 - Mercury Vessel View Gauge 403
 - Troll Motor Plug (Does not include battery trays)
 - Wireless Active Mount Phone Charger
- Misc. Plumbing Options**
 - Coffin Box Pump Out
 - Fresh Water Wash Down
 - Porta Potti
 - Raw Water Wash Down w/ Separate Pump
 - Recirculating Baitwell
- Misc. Deck Options**
 - Bow Rod / Cup Holders (Replaces Std Cup Holders in Bow)
 - Phender Pro
 - Removeable Teak Bow Table
 - Ski Pylon
 - Foam Pad for Swim Platforms
 - YETI 65Qt Cooler (In Lieu of Igloo / Includes Cooler Slide)
 - Stern Anchor w/ Dedicated Storage
- Power-Pole Anchors / Trolling Motors**
 - Power-Pole Bracket - Motor Mount
 - Power-Pole S.S. Blade 10ft
 - Power-Pole S.S. Blade 8ft
- Combination Packages**
 - Elite Package (Powder Coat T-Top Hardtop w/ Integrated Windshield, Fwd Seat Backrests, Folding Stern Seat)



195 Sportfish

This 19-footer measures 19'5" in length with a wide beam of 8'6" offering vast space to not only move around freely onboard but to also land the big catch of the day. Standard swim platform, leaning post aerated baitwell and console removable cooler seat with cushions complement the optional list of features available on this fuel efficient model. Available with optional T-Top or bimini top and backrest seating arrangement with ski tow bar for water sports enthusiasts.



*Models Shown with Optional Equipment



SPECIFICATIONS

Length:	19' 5" / 5.92 m
Beam:	8' 6" / 2.6 m
Dry Weight w/o Engine (aprx):	2,150 lbs / 975 kg
Fuel Capacity:	43 gal / 163 L
Deadrise:	19 degrees
Bridge Clearance w/ T-Top (aprx):	7'7" / 2.31 m
Rec HP (Yamaha Outboard):	115 HP / 86 kW
Max HP (Yamaha Outboard):	150 HP / 112 kW
Draft (aprx):	13" / 0.33 m
Outboard Shaft:	25" / 0.64 m
Person Capacity / Person Weight Capacity:	7 / 1,050 lbs / 476 kg

STANDARD EQUIPMENT

- Center Console w/ Grab Rail & Footrest & Glove Box
- (4) S.S. Flush Mount Rod Holders
- Compass
- Horn
- USB/USB-C Combo Port & Additional USB Port
- Under Gunnel Rod Storage
- (4) Console Rod Holders
- Swim Platform w/ Ladder
- Leaning Post Backrest
- (6) Cup Holders
- Silver Accent & Pinstripe on Hull
- Leaning Post Aerated Baitwell
- Battery On / Off Switch
- Cooler w/ Cushions
- S.S. Rub Rail
- Shrink Wrap
- Stern / Bow / Midship Pull-Up Cleats
- Stern Jump Seats
- Tilt Helm
- BayStar Hydraulic Steering
- LED Under Gunnel Lights

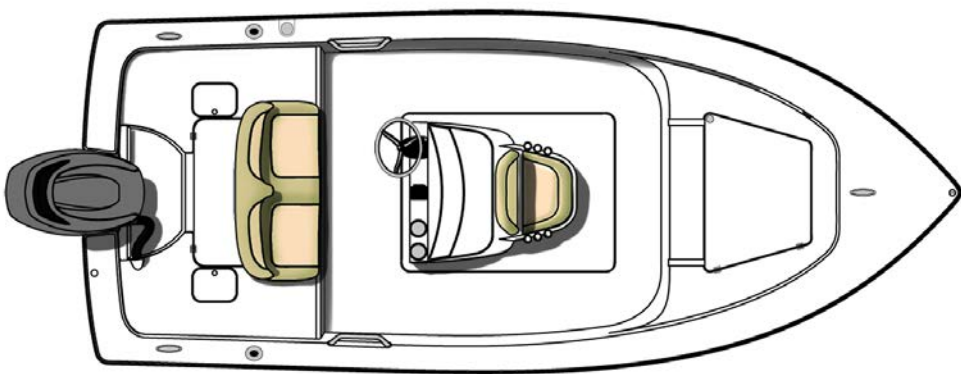
OPTIONAL EQUIPMENT

- Hull Color Options**
 - Black
 - Midnight Blue
 - Crystal Blue
 - Shark Gray
 - Full Hull Color Upgrade
- Midnight Edition**
 - Black Powder Coat T-Top Frame, Black Rocket Launchers, Ski Tow, Rub Rail, Gunmetal Speakers & Antennas - if Ordered
- Steering**
 - SeaStar Hydraulic Steering Upgrade
 - Dometic XPA Electric Steering (will not work w/ Yamaha F150/F200)
- Stereo**
 - Fusion Bluetooth Stereo w/ (4) 6" Speakers
 - JL Audio Speaker Upgrade w/ (4) 6.5" Speakers
- Canvas / Upholstery**
 - Boat Cover
 - Bow Cushion
- Shade kit – Bow**
- Console Cover**
- Forward Seating Backrests**
- T-Top Enclosure**
- Underwater Lights**
 - (2) LED Underwater Lights
- Top Options**
 - Powder Coated Alum.T-Top w/ Aft Spreader Light, Rocket Launchers & T-Bag
 - Bimini Top (Alum.) w/ S.S. Fittings
- Misc. Hardtop Options**
 - Powder Coat Option (T-Top)
- Misc. Electrical Options**
 - Battery Charger
 - Dometic Trim Tabs with LED Indicator Switch
 - Troll Motor Plug
 - Wireless Active Mount Phone Charger
- Misc. Plumbing Options**
 - Porta Potti
- Raw Water Wash Down**
- Recirculating Leaning Post Livewell**
- Misc. Deck Options**
 - Bow Flush Mount Rod Holders (2)
 - Bow Rod / Cup Holders (One Pair)
 - Console Folding Rail (allows additional clearance to help fit in a garage)
 - Full Bow Rail
 - Phender Pro
 - Powder Coated Ski Tow, Center Stern Seat & Backrest
 - Yeti 65qt Cooler Upgrade w/ Cushion (Replaces igloo in front of console)
- Power-Pole Anchors / Trolling Motors**
 - Power-Pole Bracket - Motor Mount (must order w/ Power-Pole option)
 - Power-Pole S.S. Blade 10ft
 - Power-Pole S.S. Blade 8ft
- Sport Package**
 - Bimini Top (Alum.) w/ S.S. Fittings
 - Fusion Bluetooth Stereo w/ (4) 6" Speakers
 - Bow Cushion



177 Sport

We've created a model that is ideal for the cruiser, the casual fisherman, and the more serious fisherman, all on a dependable platform that runs great both inshore and offshore. The 177 Sport boasts many standard features that otherwise come as options on competitive models. With its flared bow, perfect for deflecting spray and keeping you dry while underway, it also has a comfortable beam of 7' 3" for stability. Other standard features include an integrated 20 gallon fuel tank, stainless steel flush mount rod holders, battery switch and bilge pump.



*Models Shown with Optional Equipment

SPECIFICATIONS

Length:	17' 7" / 5.36 m
Beam:	7' 3" / 2.21 m
Dry Weight w/o Engine (aprx):	1,000 lbs / 454 kg
Fuel Capacity:	20 gal / 76 L
Deadrise:	13 degrees
Rec HP (Yamaha Outboard):	70/90 HP / 52/67 kW
Max HP (Yamaha Outboard):	115 HP / 86 kW
Draft (aprx):	10" / 0.3 m
Person Capacity / Person Weight Capacity:	4 / 545 lbs / 247 kg

STANDARD EQUIPMENT

- Center Console w/ Tilt Steering
- Sport Seat w/ Backrest
- (2) S.S. Flush Mount Rod Holders
- Bilge Pump
- (2) 3-Tube Vertical Rod Holders
- On / Off Battery Switch
- (2) Tackle Trays
- USB/USB-C Combo Port & Additional USB Port
- Troll Motor Plug (2) Battery Trays
- Bow Cleat
- Aerated Console Baitwell
- Integrated 20 gal. Fuel Tank
- Console Cushion Set
- 2-Step Telescoping Ladder
- 72qt Cooler
- Battery Tray
- Midship Pull-up Cleats
- S.S. Rub Rail
- Sport Windscreen

OPTIONAL EQUIPMENT

Hull Color Options

- Midnight Blue
- Black
- Crystal Blue
- Shark Gray
- Full Hull Color Upgrade

Midnight Edition

- Black Powder Coat – Poling Platform, Grab Rails, Console Rail, Rod Rack, Power Pole, Gunmetal Speakers, Rub Rail - Optional Items, If Ordered

Steering

- BayStar Hydraulic Steering

Stereo

- Fusion Bluetooth Stereo w/ (4) 6" Speakers
- JL Audio Speaker Upgrade w/ (4) 6.5" Speakers

Canvas / Upholstery

- Boat Cover
- Bow Cushion
- Fwd Deck Base Plate, Extension & Tempres Seat
- Tempres Seat Cover

Underwater Lights

- (2) LED Underwater Lights

Top Options

- Bimini Top (Alum.)

Misc. Electrical Options

- Battery Charger (House & engine bank)
- Dual Battery Select Switch (Includes two battery trays)
- Dometic Trim Tabs with LED Indicator Switch
- Wireless Active Mount Phone Charger

Misc. Deck Options

- (2) Bow Flush Mount Rod Holders
- Full Bow Rail

Horizontal Rod Racks

- Phender Pro
- Poling Platform
- Push Pole Holders
- Rear Deck Hatches
- Swim Platform
- Windshield & Console Rail

Power-Pole Anchor / Trolling Motors

- Fiberglass Power-Pole Bracket Mount
- Garmin Kraken 63" Trolling Motor White (24V)
- Power-Pole S.S. Blade 10ft
- Power-Pole S.S. Blade 8ft

Misc. Options

- Shrink Wrap

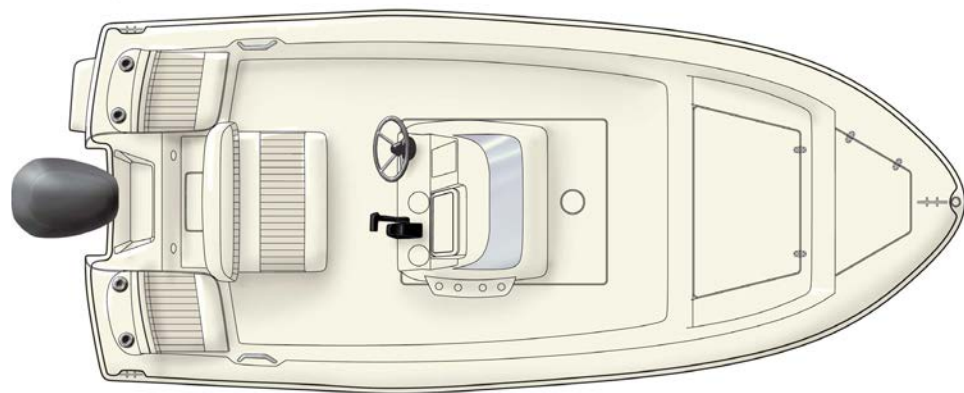
Combination Package

- Winyah Package (Poling Platform, Push Pole Holders, Battery Charger, (3) Battery Trays)




175 Sportfish

Take home a piece of engineering genius: the 175 Sportfish. This stylishly-polished model delivers a vast array of fishing features, including a 94-quart removable cooler/seat with backrest, extensive bow casting platform with separate storage area, large insulated fish box, aerated livewell, plenty of seating and rod holders... all in an easily trailerable package. A 10" draft brings unknown fishing spots to your fingertips and it's backed by dependable factory-installed Yamaha power.



Models Shown with Optional Equipment



SPECIFICATIONS

Length:	17' 5" / 5.3 m
Beam:	7' 5" / 2.3 m
Dry Weight w/o Engine (aprx):	1,260 lbs / 572 kg
Fuel Capacity:	28 gal / 106 L
Deadrise:	13 degrees
Rec HP (Yamaha Outboard):	90 HP / 67 kW
Max HP (Yamaha Outboard):	115 HP / 86 kW
Draft (aprx):	10" / 0.3 m
Bridge Clearance (aprx to T-Top):	5' 5" / 1.6 m
Person Capacity / Person Weight Capacity:	6 / 875 lbs / 397 kg

STANDARD EQUIPMENT

- Center Console w/ Grab Rail & Footrest
- (4) S.S. Flush Mount Rod Holders at Stern
- Console Rod Holders
- Aerated Livewell
- Captain's Chairs
- Swim Platform w/ Ladder & Grab Rail
- USB/USB-C Combo Port & Additional USB Port
- Midship Pull Up Cleats
- Silver Accent & Pinstripe on Hull
- Igloo 94qt Cooler w/ Cushions
- S.S. Rub Rail
- Port & Stbd Stern Jump Seats w/ Bottom Cushions
- On / Off Battery Select Switch
- Shrink Wrap

OPTIONAL EQUIPMENT

- | | | |
|---|---|---|
| Hull Color Options <ul style="list-style-type: none">BlackMidnight BlueCrystal BlueShark GrayFull Hull Color Upgrade | <ul style="list-style-type: none">Fwd Deck Base Plate, Extension & Tempres SeatReversible Pilot Seat CoverStern Jump Seat Backrest CushionsTempres Seat Cover | Misc. Deck Options <ul style="list-style-type: none">Bow Flush Mount Rod Holders (2)Bow Rod / Cup Holders (One Pair)Console Folding Rail (allows additional clearance to help fit in a garage)Full Bow RailPhender ProSide RailsSki Tow BarYeti 65qt Cooler Upgrade w/ Cushion (Replaces igloo in front of console) |
| Steering <ul style="list-style-type: none">BayStar Hydraulic Steering | Leaning Posts / Helm Seating <ul style="list-style-type: none">Reversible Pilot Seat w/ Underseat Cooler | Power-Pole Anchors / Trolling Motors <ul style="list-style-type: none">Power-Pole Bracket - Motor Mount (must order w/ Power-Pole option)Power-Pole S.S. Blade 10ftPower-Pole S.S. Blade 8ft |
| Stereo <ul style="list-style-type: none">Fusion Bluetooth Stereo w/ (4) 6" SpeakersJL Audio Speaker Upgrade w/ (4) 6.5" Speakers | Underwater Lights <ul style="list-style-type: none">(2) LED Underwater Lights | Combination Package <ul style="list-style-type: none">Sport Package (Bimini Top (Alum.) w/ S.S. Fittings, Troll Motor Plug, & Bow Cushion) |
| Canvas / Upholstery <ul style="list-style-type: none">Boat CoverBow CushionCaptain's Chair CoversConsole Cover | Top Options <ul style="list-style-type: none">Bimini Top (Alum.) w/ S.S. Fittings | |
| | Misc. Electrical Options <ul style="list-style-type: none">Battery ChargerDual Battery Select SwitchDometic Trim Tabs with LED Indicator SwitchTroll Motor PlugWireless Active Mount Phone Charger | |



LXZ COLLECTION

Our vision was to create something so elevated - in not only styling and innovation, but also performance – that we charted a course to re-imagine and perfect what a Luxury Crossover should be. A model that follows suit with industry breakthroughs like its sister LXF (luxury center console) predecessors, coupled with additional sleek design & functional ideals that can be found on our popular Dorado (dual console) Series.



*Models Shown with Optional Equipment



350 LXZ *S-CLASS*

Our 350 LXZ S-Class Luxury Crossover model is the initial debut of our all-new LXZ Series. This sophisticated masterpiece is unlike anything out on the market today. A high-end day cruiser, ideal for refined entertainment, with overnight accommodations should you choose to extend your adventure. This incredible model provides peak performance over any model perceived in its category, all with a “Class-A finish”. A seating configuration built around plush, luxurious entertainment expectations; immense shade provided by the integrated epoxy-infused carbon fiber hardtop; a full glass windshield to protect from the elements complete with an electric sliding sun roof and side window vents; air conditioning above and below deck; swing-in side dive door; an optional gyro stabilizer; systems completely run on lithium-ion batteries (no generator necessary); and at-home appointments throughout the model are just a brief snapshot of the features available on this must-have craft.



SPECIFICATIONS

Length: 34' 7" / 10.54 m
Beam: 10' 5.5" / 3.19 m
Dry Weight w/o Engines (aprx): 10,370 lbs / 4,703 kg
Fuel Capacity: 296 gal / 1,120 L
Deadrise: 24 degrees
Baitwell Capacity: 31 gal / 117 L
Fishbox Capacity (Port & Stbd): 49 gal (each) / 185 L (each)
Bridge Clearance: TBD
Draft (aprx): 26" / 0.66 m
Max HP: 1,350 HP / 1,007 kW



STANDARD EQUIPMENT

- Your Choice of Upholstery Color Package
 - Full 360 Degree Bolster Cushions
 - Full Transom Platform w/ Synthetic Teak
 - Dual Transom Walk Thru Doors
 - Synthetic Teak at Helm Step & Helm Footrest
 - LED Lighted Storage Boxes
 - LED Lighted Service Areas
 - Anchor Camera in Bow
 - Polished S.S. Bow Rail
 - (TBD) Cup Holders
 - (6) Pull-up Flush Mount Cleats
 - (6) S.S. Flush Mount Gunnel Rod Holders
 - (1) Phender Pro Set at Midship = (2) Receivers (2) Pins
 - Bow Sun Lounge & Storage Box
 - Front Windshield Access Door
 - Port & Stbd Windshield Ventilation Windows
 - Port Side Swing Door w/ Swim Ladder
 - Lewmar or Gussi Helm Steering Wheel
- Port & Stbd Fish Boxes
 - Electrically Actuated Stern Seat w/ Under Seat Baitwell & Battery Storage
 - Port Cockpit Seating w/ Barstools & Actuated Cooler Box
 - Port Cockpit Countertop w/ Sink & Cutting Board
 - Stbd Aft Facing Seat
 - LED Rope Lighting in Hardtop (Insert & Legs)
 - Windshield Wiper
 - Self Bailing Deck
- Cabin**

 - 32" Cabin TV
 - Galley Sink
 - Enclosed Head
 - Entertainment Lounge
 - Stowable Master Berth Insert

Systems & Electronics

 - (1) 5500W, 400Ah Lithium-Ion Battery w/ Battery Management System
 - 30 Amp Battery Charger & Shore Power Panel for Li-Ion System
 - (2) 110W Solar Panels on Hardtop
 - 30 Amp Battery Charger & Shore Power Panel for Li-Ion System
 - (2) 110W Solar Panels on Hardtop
 - Fresh Water Anchor Washdown
 - Lewmar Windlass, Anchor, Chain & Rode w/ Bow Foot Pedals & Helm Controls
- 22 lb Delta S.S. Anchor
 - 30 Amp Battery Charger & Shore Power Panel for House / Engine AGM System
 - (2) AGM House Batteries
 - AGM Engine Cranking Batteries
 - Fresh & Raw Water Wash Down in Cockpit
 - 120V Air Conditioning & Heat in Cabin & Stbd Helm
 - Waste Water Holding Tank w/ Overboard Discharge
 - Heated Stbd & Port Helm Seats
 - Electric Hardtop Sunroof w/ Shade
 - CZONE Digital Switching
 - Fusion Apollo Head Unit w/ Bluetooth & WIFI Capability
 - Forward Bow Stereo Remote
 - (8) JL Audio Speakers ((2) in Bow, (4) in Hardtop, (2) in Cockpit)
 - Garmin 8612 XSV MFD at Helm
 - Zipwake Control System

OPTIONAL EQUIPMENT

- Hull Color Options**

 - Full Hull Color Midnight Blue
 - Full Hull Color Black
 - Full Hull Color Crystal Blue
 - Full Hull Color Shark Gray

Hardtop Leg Color

 - Black Hardtop Legs
 - Crystal Blue Hardtop Legs
 - Midnight Blue Hardtop Legs
 - Shark Gray Hardtop Legs

Optional Accent Stripes

 - Painted Accent Stripe – Custom Color
 - Painted Accent Stripe – Scout White
 - Painted Accent Stripe – Silver

Optional Painted Engines

 - Paint Engines – Custom Color
 - Paint Engines – Scout White
 - Paint Engines – Custom Panel Color (Mercury Only)
- Garmin Screens**

 - Garmin Display (1) 8616 Upgrade
 - Garmin Display (2) 8612's
 - Garmin Display Additional 8617 Installed in Seat Back

Garmin Transducers

 - Garmin B175H Transducer
 - Garmin B175L / B175H Transducers
 - Garmin B60 Transducer
 - Garmin B75M / B75H Transducers

Radar

 - GMR 24 XHD Marine Radar Dome
 - GHM 424 XHD2 Marine Open Array Radar

VHF

 - Garmin VHF 315 Radio
 - Garmin VHF 800 AIS Radio w/ VHF 315 (required when VHF is ordered w/ upper station)
- FLIR**

 - FLIR M232 Pan & Tilt
 - FLIR M332 Pan & Tilt
 - FLIR M364C Pan & Tilt w/ Color Camera, High Resolution, & Stabilized Gyro
 - FLIR M364S Pan & Tilt w/ High Resolution & Stabilized Gyro

Stereo

 - Deluxe Stereo Upgrade: (2) 7.7" Speakers in Bow, (4) 7.7" Speakers in Hardtop, (2) 7.7" Speakers in Cockpit, (1) 10" Sub at Helm, (1) Amp
 - XM Stereo / Weather

Optional Cushion Colors

 - Standard Cushion Package
 - Heritage Cushion Package
 - Grigio Cushion Package
 - Cayenne Cushion Package
 - Bianca Cushion Package
 - Azzurro Cushion Package (Standard) (Decking, Seadek and Canvas in Gray Where Applicable)
- Canvas / Upholstery**

 - Bow Filler Cushion
 - Forward Deck Shade Canvas
 - Port Helm Table Filler Cushion
 - Stbd Side Fold Away Cockpit Seat

Premium Systems

 - 120V, 11 gal. Hot Water Heater (includes hot water shower in cabin/head)
 - Kenyon Grill w/ Inverter
 - Microwave (Deletes Storage in Galley)
 - Seakeeper 3DC Version (includes solar panels on hardtop)

Lithium-Ion Power System

 - Additional Lithium-Ion Battery (Required w/ 1 or More Premium Selections)

Underwater Lights

 - (2) LED Lumishore Underwater Lights (SMX 153); (2) on Transom
 - (2) LED Lumishore Underwater Lights (SMX 53); (2) on Transom
- TV**

 - KVH TV3

Internet Options

 - Tracphone KVH V30

Misc. Hardtop Options

 - Electric SureShade Integrated Retractable Aft Awning

Hardware

 - Carbon Fiber Edson Steering Wheel
 - Gussi Steering Wheel
 - S.S. Edson Steering Wheel (Standard)
 - S.S. Tow Hook
 - Black Edson Steering Wheel

Misc. Electrical Options

 - Bow Pop-Up Light (portside)
 - Bow Thruster
 - Compressed Air Toy Inflator (Transom Mounted)
- Phone to Garmin via HDMI (stream your phone to display on your Garmin screen, only available w/ 8600 Garmin series)
 - (1) Lumitec Light Bar

Misc. Plumbing Options

 - Engine Flush Kit

Misc. Deck Options

 - Additional Phendor Pro Set - (1) on each side of stern; (2) receivers & (2) pins
 - Bow Rod / Cup Holders
 - Additional Rod Holder in Port & Stbd Hardtop Leg
 - Full Deck Esthec®
 - Full Deck Real Teak
 - Real Teak Upgrade (Swim Platform, Helm Step, Helm Footrest, Bow Step)

Misc. Cabin Options

 - Yacht Bedding Cabin Kit

Misc. Options

 - Shrink Wrap



Dorado COLLECTION

This line showcases our Scout family values as we've worked to create the ideal family-friendly sportfishing vessel. These dual consoles offer ample room, comfort and practicality for an entire fun-filled day on the water with family and friends.

Their beauty is not only in their design, but also lives in their versatility. Dorados can easily transform from fish boats to entertainment vessels and back again. With meticulous attention to detail to every aspect of this series, you can enjoy all the amenities of these sport utility vessels as well as the performance and efficiencies you've come to expect from every Scout.

Catch the sunrise... the fish... and the smiles.



*Models Shown with Optional Equipment



277 Dorado

The 277 Dorado raises the bar for a family-friendly coastal fishing vessel. The custom fiberglass built-in hardtop adds to the stunning look and functionality of the model, while the convertible seating arrangements in the cockpit leave numerous entertaining or lounging options for you, your friends, and family. Kick back and relax on the plush upholstery throughout the boat (available in multiple color options) or bring the rods and tackle for an exciting day at your favorite spot. From cruising to fishing, and all watersport activities in between, this model is ready for action.



SPECIFICATIONS

Length: 27' 9" / 8.46 m
Beam: 9' / 2.74 m
Dry Weight w/o Engines (aprx): 6,270 lbs / 2,844 kg
Fuel Capacity: 164 gal / 621 L
Deadrise: 22 degrees
Max HP (Yamaha Outboards): 450 HP / 336 kW
Fresh Water Capacity: 19 gal / 72 L
Draft (aprx): 19" / 0.48 m
Bridge Clearance (aprx to T-Top): 8' 2" / 2.49 m
Waste Capacity: 6 gal / 23 L
Cockpit Baitwell: 17 gal / 64 L
Cockpit Fish Boxes (2): 24 gal (each) / 91 L (each)
Port Side Cooler: 23.5 gal / 89 L



STANDARD EQUIPMENT

- Hull, Deck & Cockpit**
 - Self-Bailing Cockpit
 - LED Cockpit Courtesy Rope Lighting
 - S.S. Split Bow Rail
 - 316 S.S. Spring Line Cleats
 - Fully Walk-able Transom Swim Platform w/ EVA Foam Matting
 - Integrated Stern Seat
 - Shrink Wrap
 - Frameless Windshield
 - Transom Walk Thru Door
 - Side Entry Door
- Fishing**
 - Large Cockpit Fishing Area
 - Port / Stbd In-Floor Fish Box w/ Diaphragm Pump
 - (4) S.S. Flush Mount Rod Holders
 - Port Aft Baitwell
 - Stbd Under Gunnel Rod Storage (3)
 - Battery Charger
 - Breast Plate
 - Fresh Water Anchor Wash Down
 - Vertical Windlass w/ Polished S.S. Anchor Roller, Anchor Rode & Chain
- Windshield Wiper w/ Fresh Water Wash
 - 13" S.S. Finger Grip Wheel w/ Power Knob
 - Fusion Bluetooth Stereo w/ (6) 7.7" JL Speakers
 - LED Lights in Cockpit
 - Cockpit Sink
 - Console Storage
 - Fresh Water Wash Down
 - S.S. Rub Rail w/ Logo
 - Deluxe Fiberglass Helm Seats w/ Folding Bolsters & Arm Rests
 - Convertible Port Helm & Lounge Seat
 - Garmin 943XS w/ B60 Transducer
 - (2) Phone Dock Charging Stations
 - Black Helm Faceplate
- Systems**
 - Fresh Water Wash Down w/ 15 gal. Tank
 - Raw Water Wash Down
 - Navigational Light
 - Power Steering
 - Power Steering Included Standard w/ Engine Package
 - Seakeeper Ride
 - C-Zone Digital Switching
- Head**
 - Completely Private w/ Locking Door
 - Electric Head
 - Vanity / Sink



OPTIONAL EQUIPMENT

- Hull Color Options**
 - Black (Includes Hardtop Insert)
 - Midnight Blue (Includes Hardtop Insert)
 - Crystal Blue (Includes Hardtop Insert)
 - Shark Gray (Includes Hardtop Insert)
 - Full Hull Color Upgrade
- Optional Accent Stripes**
 - Painted Accent Stripe – Custom Color
 - Painted Accent Stripe – Scout White
 - Painted Accent Stripe – Silver
- Optional Engine Paint**
 - Paint Engines - Custom Panel Color (Mercury Only)
 - Paint Engines – Custom Color
 - Paint Engines – Scout White
- Garmin Screens**
 - Garmin Display 8610 XSV Upgrade
 - Garmin Display 8612 XSV Upgrade
- Garmin Transducers**
 - Garmin B175H Transducer
- Autopilot**
 - GHP 40 Autopilot System
- Radar**
 - GMR 24 XHD Marine Radar Dome
- VHF**
 - Garmin VHF 315 Radio
 - Garmin VHF 800 AIS Radio w/ VHF 315 (required when VHF is ordered w/ upper station)
- FLIR**
 - FLIR M232 Pan & Tilt
 - FLIR M332 Pan & Tilt
 - FLIR M364C Pan & Tilt w/ Color Camera, High Resolution, & Stabilized Gyro
 - FLIR M364S Pan & Tilt w/ High Resolution & Stabilized Gyro
 - Sonyx Nightwave Camera
- Stereo**
 - Deluxe Stereo Upgrade ((6) 7.7" JL Speakers, 10" Sub, JL Amp)
 - XM Stereo / Weather
- Cushion Colors**
 - Standard Cushion Package
 - Heritage Cushion Package
 - Grigio Cushion Package
 - Cayenne Cushion Package
 - Bianca Cushion Package
 - Azzurro Cushion Package (Standard) (Decking, Seadek and Canvas in Gray Where Applicable)
- Canvas / Upholstery**
 - Bow Cover
 - Cockpit Cover
 - Forward Deck Shade Canvas
 - Hardtop Aft Curtain
 - Hardtop Full Enclosure (includes Front, Side Curtains and Bow Cover) (Does not include Aft Curtain)
 - Storage Boat Cover
 - Sure Shade (manual)
- Underwater Lights**
 - (2) LED Lumishore Underwater Lights (SMX 23)
 - (2) LED Lumishore Underwater Lights (SMX 93)
- Hardtop Rocket Launchers**
 - Rocket Launchers (Hardtop Mounted)
- Misc. Hardtop Options**
 - Outriggers (Taco GS390XL PC Cranking w/ Deluxe 18ft Alum Poles)
- Hardware**
 - Black Edson Steering Wheel
 - Edson Steering Wheel
 - S.S. Tow Hook
- Misc. Electrical Options**
 - 12V Drawer Fridge
 - Inverter System w/ Grill & Shore Hook Up
 - (1) Lumitec Light Bar
 - Phone to Garmin via HDMI
- Misc. Plumbing Options**
 - Diaphragm Overboard Discharge Waste Pump
 - Engine Flush Kit (Dual Motors)
- Misc. Deck Options**
 - Additional Phender Pro Set - (1) on each side of stern (2) Receivers & (2) Pins
 - Bow Flush Mount Rod Holders (2)
 - Bow Ladder
 - Bow Rod / Cup Holders (One Pair)
 - Removable Teak Bow Table
 - Ski Pylon
 - Teak Upgrade on Swim Platforms
 - Real Teak at Helm (Port & Stbd)
 - Side Boarding Ladder
 - Powder Coat Upgrade on Split Bow Rails
 - Decking Swim Platform Upgrade

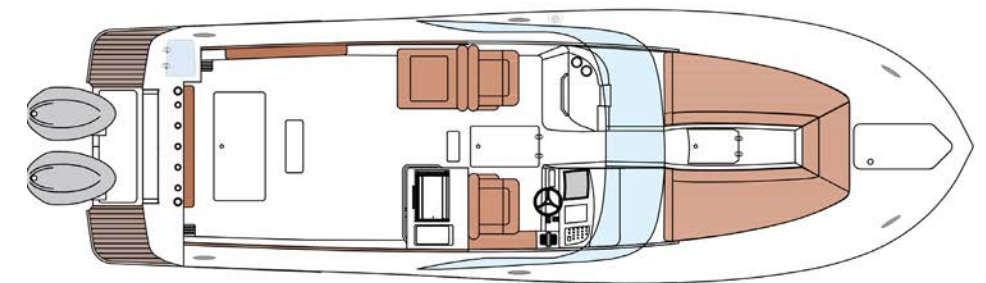


*Models Shown with Optional Equipment



255 Dorado

The 255 Dorado is a dual console family-friendly sportfishing model ideal for fishing, cruising, entertaining, and watersports. One of the unique innovations onboard the model is an electronic aft-facing seat that easily converts to a lounger when activated, complemented by the fold-down aft portside seat. When the seat slides out, the backrest moves into a leaning position and allows for complete comfort. Additional seating can be found with the fold-down transom bench seat, deluxe fiberglass captain's chairs with armrests and fold-down bolsters (the portside seat can even fit two people), as well as comfortable and roomy bow seating port and starboard.



SPECIFICATIONS

Length: 25' 6" / 7.77 m
Beam: 8' 11" / 2.72 m
Dry Weight w/o Engines (aprx): 5,258 lbs / 2,385 kg
Fuel Capacity: 132 gal / 499 L
Fresh Water Capacity: 15 gal / 57 L
Holding Tank Capacity: 9 gal / 34 L
Deadrise: 21.5 degrees
Max HP (Yamaha Outboards): 400 HP / 298 kW
Draft (aprx): 19" / 0.48 m
Person Capacity / Person Weight Capacity: . 11 / 1,800 lbs / 816 kg



STANDARD EQUIPMENT

- Fully Cushioned Bow Seating
- Deluxe Fiberglass Back Captain's Chairs w/ Arm Rests & Fold-Down Bolster
- Electric Lounge Seat
- Fold-Down Stern Seat
- Port Side Fold-Down Seat
- Starboard Side Gunnel Rod Storage
- Bow Storage
- Ski Locker
- Console Storage
- Pop-Up Spring Line Cleats
- (1) Midship Phender Pro Set on Each Side
- S.S. Split Bow Handrail
- (7) S.S. Cup Holders
- (4) Stern S.S. Rod Holders
- S.S. Rub Rail
- Trash Can Drawer
- Walk Thru Door
- Seakeeper Ride
- Dual Swim Platforms w/ Ladder
- Swim Platforms w/ Foam Pad
- Hydraulic Steering
- Fresh Water Wash Down (10 gal.)
- Recirculating / Aerated Baitwell
- Shrink Wrap
- 100% LED Lights
- Garmin 943XS w/ B60 Transducer
- Fusion Bluetooth Stereo w/ (4) 7" Speakers
- Enclosed Head w/ Porta Potti & Sink
- Corian® Cutting Board & Sink w/ 35qt YETI Cooler & Utensil Drawer
- USB/USB-C Combo Port & Additional USB Port in Helm Glove Box
- Cranking & House Batteries
- Battery Charger
- Fresh Water Anchor Wash Down
- Windlass, S.S. Anchor, Rode & Chain
- Silver Accent & Pinstripe on Hull
- Black Helm Faceplate



OPTIONAL EQUIPMENT

- Hull Color Options**
 - Black (Includes Hardtop Insert)
 - Midnight Blue (Includes Hardtop Insert)
 - Crystal Blue (Includes Hardtop Insert)
 - Shark Gray (Includes Hardtop Insert)
 - Full Hull Color Upgrade
- Optional Engine Paint**
 - Paint Engines – Custom Color
 - Paint Engines – Scout White
- Midnight Edition**
 - Black Powder Coat Hardtop Frame, Black Fwd Grab Rails, Gunmetal Speakers & Antennas
- Garmin Screens**
 - Garmin Display 8610 XSV Upgrade
- Garmin Transducers**
 - Garmin B175H Bronze Thru-Hull 20 Degree Transducer
- Autopilot**
 - GHP 40 Autopilot w/ Smart Pump (Mercury Non-Joystick Boats Only)
- Radar**
 - GMR 18 XHD Marine Radar Dome
- VHF**
 - Garmin VHF 115 Radio
 - Garmin VHF 315 Radio
- FLIR**
 - Sionyx Nightwave Camera
- Steering**
 - Power Assist Hydraulic Steering
 - Optimus 360 Joystick Vessel Control System w/ Sea Station
- Stereo**
 - Deluxe Stereo Upgrade ((4) 7.7" JL Speakers, 10" Sub, JL Amp)
 - Hardtop Speakers ((2) 7.7" JL Speakers w/ Frame Mounts)
 - XM Stereo / Weather
- Cushion Colors**
 - Standard Cushion Package
 - Heritage Cushion Package
 - Grigio Cushion Package
 - Cayenne Cushion Package
 - Bianca Cushion Package
 - Azzurro Cushion Package (Standard)
 - (Decking, Seadek and Canvas in Gray Where Applicable)
- Canvas / Upholstery**
 - Bow Cover
 - Cockpit Cover
 - Storage Boat Cover
 - Sure Shade (Manual)
- Underwater Lights**
 - (2) LED Lumishore Underwater Lights (SMX 23)
 - (2) LED Lumishore Underwater Lights (SMX 93)
- Top Options**
 - Bimini Top S.S.
 - Fiberglass Hardtop, Powder Coated Frame w/ LED Map & Spreader Lights
- Misc. Hardtop Options**
 - Outriggers (Taco GS390XL PC Cranking w/ Deluxe 18ft Alum Poles)
- Hardware**
 - Edson Steering Wheel
 - Black Edson Steering Wheel
 - S.S. Tow Hook
- Misc. Electrical Options**
 - Kenyon Grill w/ Inverter
 - Lumitec Light Bar
 - Phone to Garmin via HDMI (stream your phone to display on your Garmin Screen - only available w/ 8600 Garmin series)
- Misc. Plumbing Options**
 - Diaphragm Overboard Discharge Waste Pump
 - Engine Flush Kit (Dual Motors)
 - Porcelain Head, Manual Holding Tank
 - Raw Water Wash Down
 - Windshield Wiper
- Misc. Deck Options**
 - Additional Phender Pro Set
 - Bow Flush Mount Rod Holders (2)
 - Bow Rod / Cup Holders (One Pair)
 - Recessed Bow Ladder
 - Removable Cockpit Table
 - Ski Pylon
 - Powder Coat Upgrade on Split Bow Rails



*Models Shown with Optional Equipment

240 Dorado

Our 240 Dorado showcases our NuV3 fuel efficient hull technology which affords you tremendous savings throughout your ownership. Loaded with family-friendly fishing features, this model comes standard with full transom swim platforms with ladder, a port side fold-down seat with folding table, fully cushioned bow seating and a stern seat in the transom among other features. An optional fiberglass hardtop is also available.



SPECIFICATIONS

Length:	23' 8" / 7.2 m
Beam:	8' 6" / 2.6 m
Dry Weight w/o Engine (aprx):	3,838 lbs / 1,741 kg
Fuel Capacity:	100 gal / 379 L
Deadrise:	20 degrees
Rec HP (Yamaha Outboards):	250 HP / 187 kW
Max HP (Yamaha Outboards):	300 HP / 224 kW
Draft (aprx):	21" / 0.53 m
Bridge Clearance (w/o Hardtop):	4' 10" / 1.47 m
Outboard Shaft:	25" / 0.64 m
Freshwater Capacity:	17 gal / 64 L
Port / Stbd Bow Storage Boxes:	13.5 gal (each) / 51 L (each)
Port Cockpit Storage Box:	20 gal / 76 L
Transom Baitwell:	15 gal / 57 L
Console Height:	4' 2" / 1.27 m
Holding Tank Capacity:	9 gal / 34 L
Person Capacity / Person Weight Capacity:	11 / 1,600 lbs / 726 kg

STANDARD EQUIPMENT

- SeaStar Hydraulic Steering w/ Tilt
 - S.S. Split Bow Rail
 - Dual Console
 - Deluxe Fiberglass Back Captain's Chair w/ Armrests & Fold-Down Bolster
 - Reversible Port Helm Seat
 - S.S. Flush Mount Rod Holders (4)
 - Under Gunnel Rod Storage (2)
 - S.S. Pull Up Cleats (6)
 - Cup Holders (9)
 - Full Transom Swim Platforms w/ Simulated Teak Foam Pad w/ Ladder
 - Transom Rope Lighting
 - Transom Walk Thru w/ Access Door
- Fusion Bluetooth Stereo w/ (4) 6" Speakers
 - USB/USB-C Combo Port & Additional USB Port
 - Porcelain Head, Manual Holding Tank
 - Corian® Cutting Board & Sink w/ 35qt YETI Cooler
 - Aerated Transom Baitwell
 - Fresh / Raw Water Wash Down
 - On / Off Battery Switch
 - Stern Seat in Transom
 - Port Side Fold-Down Seat w/ Folding Table
- S.S. Scout Logo / S.S. Rub Rail
 - Horn
 - Seakeeper Ride
 - Aft Port & Stbd Bolsters
 - Bow Bolsters & Full Bow Cushion Set
 - Rub Rail Integrated Navigation Lights
 - 100 gal. Fuel Tank
 - Digital Switching
 - Shrink Wrap
 - Garmin 943XS Display
 - B60 Transducer
 - Digital Engine Display Gauge

OPTIONAL EQUIPMENT

- Hull Color Options**

 - Midnight Blue
 - Black
 - Crystal Blue
 - Shark Gray
 - Full Hull Color Upgrade

Engine Paint

 - Paint Engines – Custom Color
 - Paint Engines – Scout White

Midnight Edition

 - Black Powder Coat Hardtop Frame, Fwd Grab Rails, Rubrail, Gunmetal Speakers & Antennas

Garmin Screens

 - Garmin Display 8610 XSV
 - Garmin Display 8612 XSV Upgrade

VHF

 - Garmin VHF 315 Radio

FLIR

 - Sionyx Nightwave Camera

Steering

 - Helm Master EX Single Engine Application (Includes Power Steering, Auto Pilot & Joystick)
 - Power Assist Hydraulic Steering

Stereo

 - JL Audio Speaker Upgrade w/ (4) 6.5" Speakers
 - XM Stereo / Weather
- Cushion Colors**

 - Standard Cushion Package
 - Heritage Cushion Package
 - Grigio Cushion Package
 - Cayenne Cushion Package
 - Bianca Cushion Package
 - Azzurro Cushion Package (Standard) (Decking, Seadek and Canvas in Gray Where Applicable)

Canvas / Upholstery

 - Bow Cover
 - Bow Filler Cushion
 - Cockpit Cover
 - Full Enclosure
 - Sea Grass Deck Covering
 - Shade Kit – Aft
 - Shade kit – Bow
 - Storage Boat Cover

Underwater Lights

 - (2) LED Underwater Lights

Top Options

 - Bimini Top S.S.
 - Fiberglass Hardtop, Powder Coated Frame
 - Fiberglass Hardtop, S.S. Frame

Hardware

 - Black Edson Steering Wheel
 - Edson Steering Wheel
- Misc. Electrical Options**

 - Battery Charger
 - Mercury Vessel View Gauge 403
 - Pre Wire for Vertical Windlass
 - Phone to Garmin via HDMI (stream your phone to display on your Garmin Screen - only available w/ 8600 Garmin series)

Misc. Plumbing Options

 - Diaphragm Overboard
 - Discharge Waste Pump
 - Electric Head Upgrade
 - Recirculating Baitwell

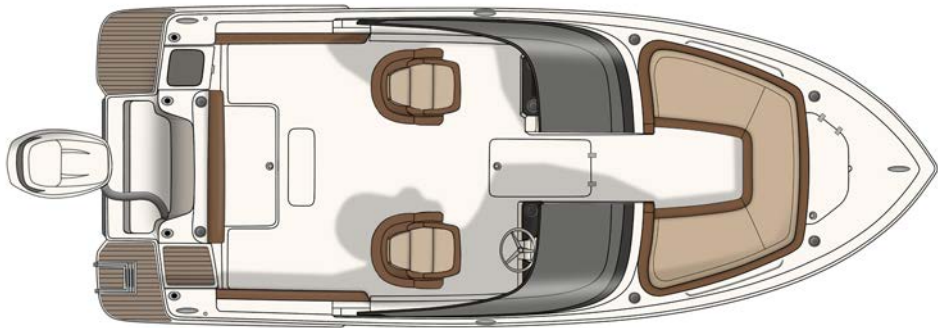
Misc. Deck Options

 - Bow Flush Mount Rod Holders (2)
 - Bow Rod / Cup Holders (One Pair)
 - Ski Tow
 - Top Mount Anchor Roller & Windlass
 - Decking Swim Platform Upgrade
 - Powder Coat Upgrade on Split Bow Rails



215 Dorado

Looking for a dual console with a beautiful frameless wrap around windshield that further adds to the sleekness of the boat? Then you've found it with our 215 Dorado. Loaded with standard features like the Fusion Bluetooth stereo w/ four 6" speakers, hydraulic steering, and two adjustable captain's chairs that swivel 360°. The transom also has dual swim platforms w/ a ladder for easy boarding.



*Models Shown with Optional Equipment

SPECIFICATIONS

Length:	21'6" / 6.55 m
Beam:	8'6" / 2.59 m
Dry Weight w/o Engine (aprx):	2,776 lbs / 1,259 kg
Draft (aprx):	15.75" / 0.4 m
Bridge Clearance (aprx):	4' 10" / 1.47 m
Deadrise:	20 degrees
Fuel Capacity:	82 gal / 310 L
Person Capacity / Person Weight Capacity:	9 / 1,500 lbs / 680 kg



STANDARD EQUIPMENT

- S.S. Split Bow Rails
 - (4) S.S. Flush Mount Rod Holders at Stern
 - Under Gunnel Rod Storage (4)
 - 6" Spring Cleats
 - 8" Pull-up Stern Cleats
 - Aerated Baitwell w/ High Speed Pickup
 - On / Off Dual Battery Select Switch
 - Aft Port & Stbd Bolsters
 - Bow Bolsters & Full Bow Cushion Set
 - Self-Bailing Cockpit
 - 100% Hand Laid Fiberglass
- Reverse Shoebox Construction
 - S.S. Steering Wheel w/ Knob
 - Digital Gauges
 - (2) Captain's Chairs
 - Folding Transom Stern Seat
 - USB/USB-C Combo Port & Additional USB Port
 - Silver Accent & Pinstripe on Hull
 - (10) S.S. Cup Holders
 - Raw Water Wash Down in Livewell
- Fusion Bluetooth Stereo w/ (4) 6" Speakers
 - BayStar Hydraulic Steering (w/ 150HP)
 - Shrink Wrap
 - Port & Stbd Swim Platforms w/ Ladder
 - Transom Door
 - 100% LED Lighting
 - Easy Access Aft Systems Room w/ Polished Bilge & Lid
 - Premium Gel Coat
 - NuV3 Hull

OPTIONAL EQUIPMENT

- Hull Color Options**

 - Black
 - Midnight Blue
 - Crystal Blue
 - Shark Gray
 - Full Hull Color Upgrade

Garmin Screens

 - Garmin Display 8610
 - Garmin Display 943XS

Garmin Transducer

 - Garmin B60 Transducer

VHF

 - Garmin VHF 315 Radio

Steering

 - SeaStar Hydraulic Steering Upgrade (must order w/ HP over 150)
 - Dometic XPA Electric Steering (will not work w/ Yamaha F150/F200)

Stereo

 - JL Audio Speaker Upgrade w/ (4) 6.5" Speakers
- Canvas / Upholstery**

 - Back-to-Back Lounge Seat
 - Bow & Cockpit Cover
 - Bow Filler Cushion
 - Cockpit Seating
 - Full Enclosure
 - Vinyl Dash Cover
 - Storage Boat Cover
 - Shade Kit – Aft
 - Shade kit – Bow

Underwater Lights

 - (2) LED Underwater Lights

Top Options

 - Bimini Top S.S.

Misc. Electrical Options

 - Battery Charger (House & engine bank)
 - Dometic Trim Tabs with LED Indicator Switch
 - Troll Motor Plug (Does not include battery trays)
 - Wireless Active Mount Phone Charger
- Misc. Plumbing Options**

 - Fresh Water Wash Down
 - Raw Water Wash Down w/ Separate Pump
 - Porta Potti
 - Recirculating Baitwell

Misc. Deck Options

 - Bow Rod / Cup Holders (replaces standard cup holders in bow)
 - Center Windscreen & Walk Thru Door
 - Phender Pro (Two Sets = 4 Pins / 4 Receivers)
 - Removable Teak Bow Table
 - Ski Pylon
 - Stern Anchor w/ Dedicated Storage

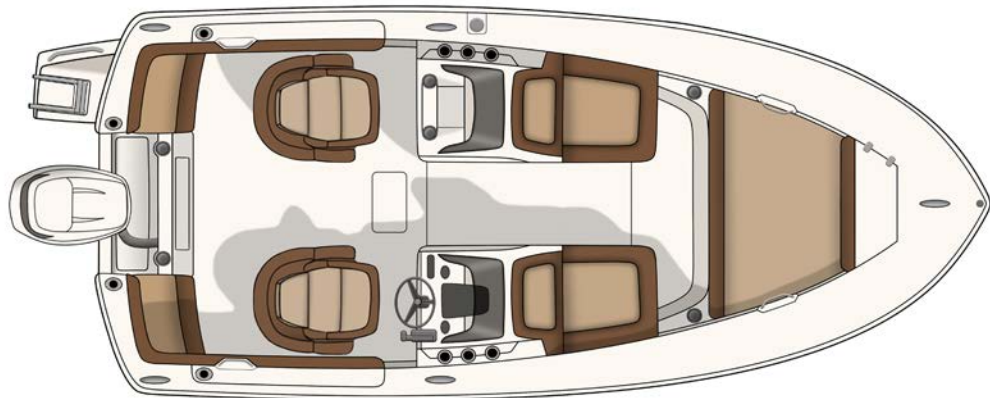
Power-Pole Anchors / Trolling Motors

 - Power-Pole Bracket - Motor Mount
 - Power-Pole S.S. Blade 10ft
 - Power-Pole S.S. Blade 8ft



195 Sport Dorado

The 195 Sport Dorado is smartly designed to accommodate all your on-the-water activities. It has ample rod storage including four S.S. flush mounted rod holders, under gunnel rod storage, and six console rod holders. A port aft recirculating baitwell, bow cushion set, under gunnel LED lights, a swim platform with ladder, and unique hidden storage compartments in the bow cushion backrests are just some of the notable standard features.



*Models Shown with Optional Equipment



SPECIFICATIONS

Length: 19' 5" / 5.92 m
Beam: 8' 6" / 2.6 m
Dry Weight w/o Engines (aprx): 2,150 lbs / 975 kg
Fuel Capacity: 43 gal / 163 L
Deadrise: 19 degrees
Rec HP (Yamaha Outboards): 115 HP / 86 kW
Max HP (Yamaha Outboards): 150 HP / 112 kW
Draft (aprx): 13" / 0.33 m
Person Capacity / Person Weight Capacity: 7 / 1,050 lbs / 476 kg



STANDARD EQUIPMENT

- | | | |
|--|--|--|
| <ul style="list-style-type: none">• Dual Console w/ Grab Rails, Glove Box, & Full Cushions• S.S. Flush Mount Rod Holders (4)• Compass• Horn• USB/USB-C Combo Port & Additional USB Port• Under Gunnel Rod Storage | <ul style="list-style-type: none">• Console Rod Holders (6)• Swim Platform w/ Ladder• (7) Cup Holders• Port Aft Recirculating Baitwell• Fusion Bluetooth Stereo w/ (4) 6" Speakers• Silver Accent & Pinstripe on Hull• Battery On / Off Switch• S.S. Rub Rail | <ul style="list-style-type: none">• Shrink Wrap• Stern / Bow / Midship Pull Up Cleats• Stern Jump Seats• BayStar Hydraulic Steering• Tilt Helm• LED Under Gunnel Lights• Bow Cushion Set |
|--|--|--|

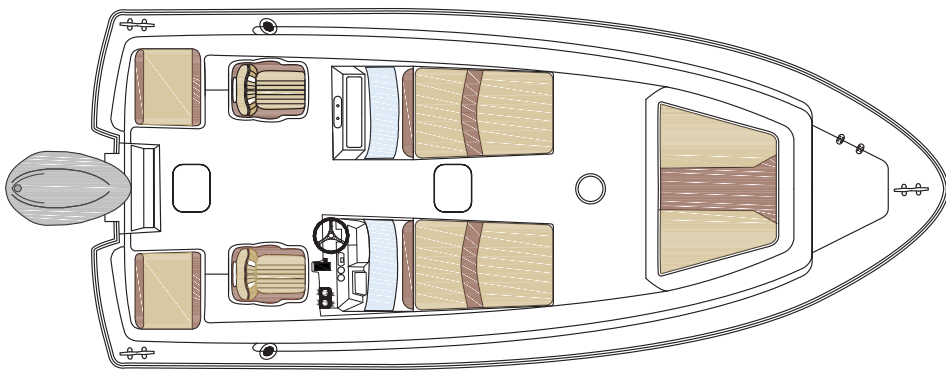
OPTIONAL EQUIPMENT

- | | | |
|---|---|---|
| <p>Hull Color Options</p> <ul style="list-style-type: none">• Black• Midnight Blue• Crystal Blue• Shark Gray• Full Hull Color Upgrade <p>Garmin Screens</p> <ul style="list-style-type: none">• Garmin Display 943XS w/ GT 21 Transducer <p>Steering</p> <ul style="list-style-type: none">• SeaStar Hydraulic Steering Upgrade• Dometic XPA Electric Steering (will not work w/ Yamaha F150/F200) <p>Stereo</p> <ul style="list-style-type: none">• JL Audio Speaker Upgrade w/ (4) 6.5" Speakers | <p>Canvas / Upholstery</p> <ul style="list-style-type: none">• Boat Cover (will not work w/ 1-top)• Forward Seating Backrests <p>Underwater Lights</p> <ul style="list-style-type: none">• (2) LED Underwater Lights <p>Top Options</p> <ul style="list-style-type: none">• Bimini Top (Alum.) w/ S.S. Fittings <p>Misc. Electrical Options</p> <ul style="list-style-type: none">• Battery Charger• Dometic Trim Tabs with LED Indicator Switch• Troll Motor Plug• Wireless Active Mount Phone Charger | <p>Misc. Plumbing Options</p> <ul style="list-style-type: none">• Raw Water Wash Down <p>Misc. Deck Options</p> <ul style="list-style-type: none">• Bow Flush Mount Rod Holders (2)• Bow Rod / Cup Holders (One Pair)• Full Bow Rail• Phender Pro (Two Sets = 4 Pins / 4 Receivers)• Powder Coated Ski Tow, Center Stern Seat & Backrest• Yeti 65 Qt Cooler Upgrade w/ Cushion (Replaces igloo in front of console) <p>Power-Pole Anchors / Trolling Motors</p> <ul style="list-style-type: none">• Power-Pole Bracket - Motor Mount• Power-Pole S.S. Blade 10ft• Power-Pole S.S. Blade 8ft |
|---|---|---|



175 Sport Dorado

Whether the day calls for a run out to your favorite fishing spot, tubing with the kids or just an evening cruise through the back country, the 175 Sport Dorado is up for the adventure. Numerous seating options, stereo, aerated livewell, rod holders and a convenient swim platform with a ladder are all at your fingertips.



*Models Shown with Optional Equipment



SPECIFICATIONS

Length:	17' 5" / 5.3 m
Beam:	7' 5" / 2.3 m
Dry Weight w/o Engine (aprx):	1,310 lbs / 594 kg
Fuel Capacity:	28 gal / 106 L
Deadrise:	13 degrees
Rec HP (Yamaha Outboard):	90 HP / 67 kW
Max HP (Yamaha Outboard):	115 HP / 86 kW
Draft (aprx):	10" / 0.3 m
Person Capacity / Person Weight Capacity:	6 / 875 lbs / 397 kg



STANDARD EQUIPMENT

- | | | |
|---|--|--|
| <ul style="list-style-type: none">• Dual Console w/ Windscreens & Grab Rails• S.S. Flush Mount Rod Holders (2)• Aerated Livewell• Captain's Chairs• Bow Cushion• Swim Platform w/ Ladder | <ul style="list-style-type: none">• BayStar Hydraulic Steering• Full Bow Rail• S.S. Rub Rail• Midship Pull Up Cleats• USB/USB-C Combo Port & Additional USB Port• Silver Accent & Pinstripe on Hull | <ul style="list-style-type: none">• Port & Stbd Stern Jump Seats w/ Bottom Cushions & Backrests• Tilt Steering• Fusion Bluetooth Stereo w/ (4) 6" Speakers• On / Off Battery Switch• Shrink Wrap |
|---|--|--|

OPTIONAL EQUIPMENT

- | | | |
|---|---|---|
| Hull Color Options <ul style="list-style-type: none">• Black• Midnight Blue• Crystal Blue• Shark Gray• Full Hull Color Upgrade | Underwater Lights <ul style="list-style-type: none">• (2) LED Underwater Lights Top Options <ul style="list-style-type: none">• Bimini Top (Alum.) w/ S.S. Fittings Misc. Electrical Options <ul style="list-style-type: none">• Dual Battery Select Switch• Dometic Trim Tabs with LED Indicator Switch• Wireless Active Mount Phone Charger Canvas / Upholstery <ul style="list-style-type: none">• Boat Cover• Captain's Chair Covers | Misc. Deck Options <ul style="list-style-type: none">• (2) Bow Flush Mount Rod Holders• Bow Rod / Cup Holders (One Pair)• Delete Full Bow Rail• Phender Pro• Ski Tow Bar Power-Pole Anchors / Trolling Motors <ul style="list-style-type: none">• Power-Pole Bracket - Motor Mount• Power-Pole S.S. Blade 10ft• Power-Pole S.S. Blade 8ft |
|---|---|---|



Bay Boat COLLECTION

Our XSS/XS inshore/offshore line is a high performance, shallow drafting, bay-style boat. Whether you're looking for a serious fish boat like our 251 that can also accommodate the entire family for the day, or a tournament style hardcore bullet like our 231, you're sure to determine which one is right for you.

Backwaters or offshore, nothing is off limits aboard these beauties. Whether you're an experienced guide, or just a weekend warrior, one of our models will get you there and back with the fish boxes full.

Bring the biggest fish to the scales... and the coolest adventures to your crew.

*Models Shown with Optional Equipment




*Models Shown with Optional Equipment



281 XSS

Introducing our newest flagship Bay Boat model, the 281 XSS. Brand new for the 2023 Model Year, this model is in a class by itself. We designed this model to be like no other bay boat or inshore/offshore crossover on the market, thanks to its advanced build methodology, sleek styling, high performance and abundant features. The boat has incredible fishability with a large casting foredeck, large casting rear deck, dual stern bait/fish boxes and ample rod storage.



SPECIFICATIONS

- Length: 28' 1" / 8.6 m
- Beam: 9' 4" / 2.8 m
- Dry Weight w/o Engines (aprx): 5,457 lbs / 2,475 kg
- Fuel Capacity: 126 gal / 477 L
- Freshwater Tank Capacity: 13 gal / 49 L
- Deadrise: 15.5 degrees
- Max HP (Yamaha Outboards): 600 HP / 448 kW
- Draft (aprx): 14" / 0.35 m
- Bridge Clearance (aprx to T-Top): 7' 8" / 2.3 m



STANDARD EQUIPMENT

- Double Stepped Hull
- Infused Hull, Deck and Stringer
- Closed Cell Foam Flotation
- Self-Bailing Cockpit
- Synthetic Decking on Bow and Transom Surfaces
- Split Grab Rails in Bow
- Port & Starboard Horizontal Rod Storage for (2) Rods
- (6) 8" Cleats
- (8) Stainless Steel Flush Mount Rod Holders
- Port & Starboard Bow, Dry, Storage Boxes
- (1) Bow, Center Storage Box
- Port & Starboard Tackle Drawers Under Cockpit Steps
- Port & Starboard Fishboxes on Transom
- Transom Storage Boxes for (4) Fenders (fenders included)
- Center Stern Storage Box w/ Flip-up Backrest
- 650 Slide Out YETI Cooler in L/P
- (2) Helm Seats w/ Flip-up Bolsters
- Console Coffin Box
- Fiberglass Hardtop w/ Integrated Acrylic Windshields
- Vertical Windlass w/ Polished Stainless Anchor Roller, Anchor Rode and Chain
- Fresh & Raw Water Washdown (in L/P) with Hose Reels
- Fresh Water Washdown in Anchor Box
- Rubrail Navigation Lights
- Fusion Bluetooth Stereo w/ (6) 7.7 JL Audio Speakers (4 in hardtop, 2 in bow)
- Compass
- Porta Potti
- Zipwakes
- 6" Hydraulic Jack Plate
- Pocket Transom Ladder and Built-in Synthetic Decking Step
- Garmin 943XS Screen w/ B60 Transducer
- Leaning Post w/ Baitwell, Corian Countertop, Cutting Board and Rod Holders
- House/Engine Batteries & Battery Charger
- Shrink Wrap



OPTIONAL EQUIPMENT

- Colors**
- Full Hull Color Black
 - Full Hull Color Crystal Blue
 - Full Hull Color Midnight Blue
 - Full Hull Color Shark Gray
- Engine Paint**
- Paint Engine (single engine – custom color)
 - Paint Engine (single engine – Scout White)
 - Paint Engines (dual engines – custom color)
 - Paint Engines (dual engines – Scout White)
- Midnight Edition**
- Black Hardtop Frame, Black Fwd Hand Rails, Gelcoated Underside of Hardtop, Rocket Launchers, Power Pole, Gunmetal Speakers & Antennas (optional items if ordered)
- Carbon Edition**
- Carbon Edition (Exposed Carbon Fiber on Lids)
- Garmin Screens**
- Garmin Display (1) 8610 Upgrade
 - Garmin Display (1) 8612 Upgrade
 - Garmin Display (1) 8616 Upgrade
 - Garmin Display (1) 8624 Upgrade
 - Garmin Display (2) 8610's
 - Garmin Display (2) 8612's Upgrade
- Garmin Transducers**
- Garmin B75H Transducer
- Radar**
- GMR 18 XHD Marine Radar Dome (only available w/ hardtop)
 - GMR 24 XHS Marine Radar Dome
- VHF**
- Garmin AIS 800 w/ VHF 315
 - Garmin VHF 315 Radio
- FLIR**
- FLIR M232 Pan & Tilt
 - FLIR M332 Pan & Tilt
 - FLIR M364S Pan & Tilt w/ High Resolution and Stabilized Gyro
 - Sionyx Nightwave Camera
- Stereo**
- Deluxe Stereo Upgrade ((6) 7.7" Speakers, 10" Sub, (2) JL Amp)
 - XM Stereo/Weather
- Cushion Colors**
- Cayenne Cushion Package (Decking, Seadek, and Canvas in Tan where applicable)
 - Grigio Cushion Package (Decking, Seadek, and Canvas in Tan where applicable)
 - Heritage Cushion Package (Decking, Seadek, and Canvas in Tan where applicable)
 - Bianca Cushion Package (Decking, Seadek, and Canvas in Gray where applicable)
- Canvas / Upholstery**
- Forward Deck Baseplate, Butt Seat / Extension
 - Forward Deck Shade Canvas (must select fwd rod holders)
 - Storage Boat Cover
 - Shade Kit – Aft
- Underwater Lights**
- (2) LED Lumishore Underwater Lights (SMX 23)
 - (2) LED Lumishore Underwater Lights (SMX 93)
- Upper Helm Station**
- Upper Helm Station w/ Full Controls, Garmin 943XS, Built-in Backrest w/ Rocket Launchers
 - Upgrade to Garmin 8612 in Upper Helm Station
- Hardtop Rocket Launchers**
- Exposed Carbon Fiber Option
- Misc. Hardtop Options**
- Outriggers (Taco GS280 w/ 15ft poles)
 - Outriggers (Taco GS390XL PC Cranking w/ Deluxe 18ft Alum Poles)
- Hardware**
- Black Edson Steering Wheel
 - Edson Steering Wheel
- Misc. Electrical Options**
- (1) Lumitec Light Bar
 - Phone to Garmin via HDMI
 - Windshield Wiper (must order fresh water wash down if optional)
- Misc. Plumbing Options**
- Diaphragm Overboard Discharge Waste Pump
 - Engine Flush Kit (Dual Motors)
 - Fishbox Conversion to Livewell (Port & Stbd Boxes)
 - Fishbox Conversion to Livewell (STB box only)
 - Recirculating Leaning Post Livewell
 - Self Contained Porcelain Head (Must Order Fresh Water Wash Down)
- Misc. Deck Options**
- Bow Flush Mount Rod Holders (2)
 - Bow / Rod Cup Holders (One Pair)
 - Phender Pro (Two Sets = 4 Pins / 4 Receivers)
 - Esthec® Decking Upgrade
- Power-Pole Anchors / Trolling Motors**
- (1) 10ft Power-Pole SS Blade (Black, Includes Bracket)
 - (1) 10ft Power-Pole SS Blade (White, Includes Bracket)
 - (2) 10ft Power-Poles SS Blade (Black, Includes Brackets) (Single Engine Only)
 - (2) 10ft Power-Poles SS Blade (Black, Includes Custom Brackets) (Dual Engines Only)
 - (2) 10ft Power-Poles SS Blade (White, Includes Brackets) (Single Engine Only)
 - (2) 10ft Power-Poles SS Blade (White, Includes Custom Brackets) (Dual Engines Only)
 - Garmin Kraken 63" Trolling Motor White (includes (1) 36V Li-Ion Battery, Battery Charger and Trolling Motor Plug)



281 X Signature

The 281 X Signature Edition model - crafted with Carbon Epoxy Construction throughout - is built on our 281 XSS model platform, yet is a unique model with features available only on this Signature Edition. This model package includes a Scout white hull w/ red accent stripe, Mercury 400R engine, custom diamond-pattern stitched upholstery with black and red accents, carbon fiber exposed hardtop legs and lids, carbon fiber Edson steering wheel, (2) 10ft black Power-Poles, a fish box conversion to release livewell on the starboard side, bow rod/cup holders, and more.



*Models Shown with Optional Equipment



SPECIFICATIONS

Length: 28' 1" / 8.6 m
Beam: 9' 4" / 2.8 m
Fuel Capacity: 126 gal / 477 L
Max HP: 600 HP / 448 kW
Draft (aprx): 14" / 0.35 m
Dry Weight w/o Engine (aprx): 5,457 lbs / 2,475 kg
Deadrise: 15.5 degrees
Bridge Clearance (aprx to T-Top): 7' 8" / 2.3 m
Freshwater Tank Capacity.....13 gal / 49 L



STANDARD EQUIPMENT

- Mercury 400R Racing Engine w/ Electric Steering
- Scout White Hull w/ Custom Painted Transom & Red Accent Stripe
- Custom Color Package Including Black & Red Accents Throughout
- Exposed Carbon Fiber in Hardtop Legs & Lids
- 65 qt Black Yeti Cooler & Slide
- Upper Helm Station w/ Full Controls, Garmin 8612, Carbon Fiber Edson Steering Wheel, Built-in Backrest w/ Rocket Launchers
- Garmin 8624 Screen
- Garmin B60 Transducer
- Garmin VHF 315 Radio
- Carbon Fiber Edson Steering Wheel
- Deluxe Stereo Upgrade (8) 7.7" Speakers, 10" Sub, (2) JL Amps
- Custom Signature Edition Cushion Package
- Lumitec Light Bar
- Phone to Garmin via HDMI
- Self-Contained Head w/ Diaphragm Overboard Discharge Pump
- Fishbox Conversion to Release Livewell, Std Side
- Bow Rod/Cup Holders
- Custom Decking Package
- Phender Pro (two sets)
- (2) 10ft Power-Poles (black)
- Trolling Motor Pre Rig
- Structure
 - Double Stepped Hull
 - Infused Hull, Deck and Stringer
 - Closed Cell Foam Flotation
- Interior
 - Self-Bailing Cockpit
 - Split Grab Rails in Bow
 - Port & Starboard Horizontal Rod Storage for (2) Rods
 - (6) 8" Cleats
 - (8) Stainless Steel Flush Mount Rod Holders
 - Port & Starboard Bow, Dry, Storage Boxes
 - (1) Bow, Center Storage Box
 - Port & Starboard Tackle Drawers Under Cockpit Steps
 - Port & Starboard Fishboxes on Transom
- Transom Storage Boxes for (4) Fenders (Fenders Included)
- Center Stern Storage Box w/ Flip-up Backrest
- (2) Helm Seats w/ Flip-up Bolsters
- Console Coffin Box
- Systems
 - Vertical Windlass w/ Polished Stainless Anchor Roller, Anchor Rode & Chain
 - Fresh & Raw Water Washdown (in L/P) with Hose Reels
 - Fresh Water Washdown in Anchor Box
 - Rubrail Navigation Lights
 - Compass
 - Zipwakes
 - 10" Hydraulic Jack Plate
 - Pocket Transom Ladder and Built-In Synthetic Decking Step
 - Leaning Post w/ Baitwell, Corian Countertop, Cutting Board and Rod Holders
 - House/Engine Battery Charger
 - Shrink Wrap

OPTIONAL EQUIPMENT

- FLIR**
 - FLIR M232 Pan and Tilt
 - FLIR M332 Pan and Tilt
 - FLIR M3645 Pan and Tilt w/ High Resolution and Stabilizer Gyro
 - Sionyx Nightwave Camera
- Canvas / Upholstery**
 - Storage Boat Cover
- Underwater Lights**
 - (2) LED Lumishore Underwater Lights (SMX 23)
 - (2) LED Lumishore Underwater Lights (SMX 93)
- Misc. Hardtop Options**
 - Outriggers (Taco GS280 w/ 15ft Poles)
 - Outriggers (Taco GS390XL PC Cranking w/ Deluxe 18ft Alum Poles)
- Misc. Electrical Options**
 - Windshield Wiper
- Misc. Plumbing**
 - Diaphragm Overboard Discharge Waste Pump
- Power-Pole Anchors / Trolling Motors**
 - Garmin Kraken 63" Trolling Motor White (includes (1) 36V Li-Ion Battery, Battery Charger & Trolling Motor Plug)

261 XSS

The 261 XSS is an inshore/offshore crossover and is loaded with notable features such as the large casting fore and rear deck; port and starboard aerated baitwells; ample rod storage; and a console coffin box. This model combines the luxury of a Scout with all the characteristics of a serious bay boat. Scout's bay boat collection is known for its aggressive lines, high performance, and all around fishability.



Images coming soon.



*Models Shown with Optional Equipment

Images coming soon.

SPECIFICATIONS

Length:26' 0" / 7.92 m
Beam:8' 6" / 2.59 m
Deadrise: 15 degrees
Draft:17" / 0.43 m
MAX HP: 400 HP / 298.4 kW
Fuel Capacity: 90 gal / 341 L
Freshwater Capacity: 10 gal / 38 L
Cockpit Baitwell: 12.5 gal each / 47 L each
Dry Weight w/o Engine: TBD

STANDARD EQUIPMENT

- 100 % Hand Laid Fiberglass Construction
- Double Stepped Hull
- Closed Cell Foam Flotation
- Self Bailing Cockpit
- Large Anchor Locker
- Center Bow Storage Box
- Port & Starboard Dry Storage Boxes
- Split Grab Rails in Bow
- Port & Starboard Horizontal Rod Storage for (2) Rods
- (6) 8" Cleats
- (8) Stainless Steel Flush Mount Rod Holders
- (6) Cup Holders
- Flush Rear Deck w/ Flip Up Backrests & Seat Cushions
- Port & Starboard Aerated Baitwells Under Seating
- Powder Coated Elite Leaning Post w/ Igloo Cooler, (4) Rod Holders & (3) Cup Holders
- Console Coffin Box
- Fiberglass Hardtop w/ Integrated Acrylic Windshields
- Sea Star Hydraulic Steering
- Garmin 943XS Screen
- B60 Transducer
- Fusion Bluetooth Stereo w/ (6) 7.7 JL Audio speakers (4 in hardtop, 2 in bow)
- Battery Select Switch
- Battery Charger (house & engine batteries)
- Compass
- Zipwake
- 10" Jackplate
- Trolling Motor Plug (3 battery trays)
- Pocket Transom Ladder and Built-in Synthetic Decking Step
- (2) Wireless Phone Charger Mounts at the Helm
- Rub Rail Navigation Lights
- Shrink Wrap

OPTIONAL EQUIPMENT

- Hull Color Options**
 - Black
 - Midnight Blue
 - Crystal Blue
 - Shark Gray
 - Full Hull Color Upgrade
- Optional Engine Paint**
 - Paint Engine (Single Engine - Custom Color)
 - Paint Engine (Single Engine - Scout White)
- Midnight Edition**
 - Midnight Edition (Black Hardtop Fiberglass Frame, Black Faceplate, Black Split Bow Rails, Gelcoated Underside of Hardtop, Rocket Launchers, Power Pole, Rub Rail, Gunmetal Speakers & Antennas) (Optional Items if Ordered)
- Garmin Screens**
 - Garmin Display (1) 8610 Upgrade
 - Garmin Display (1) 8612 Upgrade
 - Garmin Display (1) 8616 Upgrade
 - Garmin Display (1) 8624 Upgrade
 - Garmin Display (2) 8610's
 - Garmin Display (2) 8612's Upgrade
- Garmin Transducers**
 - Garmin B75H Transducer
- Radar**
 - GMR 18 XHD Marine Radar Dome (Only Available With a Hardtop)
 - GMR 24 XHD Marine Radar Dome
- VHF**
 - Garmin AIS 800 w/ VHF 315
 - Garmin VHF 115 Radio
- FLIR**
 - Sionyx Nightwave Camera
- Steering**
 - Helm Master EX Single Engine Application (Includes Power Steering, Auto Pilot and Joystick)
 - Power Assist Hydraulic Steering
- Stereo**
 - Deluxe Stereo Upgrade (8 7.7" JL Speakers, 10" Sub, JL Amp)
 - XM Stereo / Weather
- Cushion Colors**
 - Azzurro Cushion Package (Decking, Seadek and Canvas in Gray Where Applicable)
 - Bianca Cushion Package (Decking, Seadek and Canvas in Gray Where Applicable)
 - Cayenne Cushion Package (Decking, Seadek and Canvas in Tan Where Applicable)
 - Grigio Cushion Package (Decking, Seadek and Canvas in Gray Where Applicable)
 - Heritage Cushion Package (Decking, Seadek and Canvas in Tan Where Applicable)
- Canvas / Upholstery**
 - Forward Deck Baseplate, Butt Seat / Extension
 - Shade Kit - Aft
 - Shade Kit - Bow
 - Storage Boat Cover
- Leaning Posts / Helm Seating**
 - Standard Leaning Post (Powder Coated Elite Leaning Post w/ Igloo Cooler)
 - Fiberglass Aerated Livewell Leaning Post with (2) Helm Seats w/ Flip Up Bolsters, Trash Can, Tackle storage, Bottle Opener, Rod Holders and Corian Countertop
- Upper Station Option**
 - Upper Helm Station with Full Controls, Garmin 943XS, Built-in Backrest with Rocket Launchers
- Underwater Lights**
 - (2) LED Underwater Lights
- Hardtop Rocket Launchers**
 - Rocket Launchers (Hardtop Mounted)
- Misc. Hardtop Options**
 - Outriggers (Taco GS280 w/ 15ft Poles)
 - Outriggers (Taco GS390XL PC Cranking w/ Deluxe 18ft Alum Poles)
- Hardware**
 - Black Edson Steering Wheel
 - Edson Steering Wheel
- Misc. Electrical Options**
 - Lumitec Light Bar
 - Battery Charger (Trolling Motor Bank)
 - Phone to Garmin Via HDMI (Stream your Phone to Display on your Garmin Screen) (Only Available w/ 8600 Garmin series)
- Misc. Plumbing Options**
 - Diaphragm Overboard Discharge Waste Pump
 - Fresh Water Wash Down
 - Porta Potti
 - Raw / Fresh Water Wash Down
 - Raw Water Wash Down
 - Self Contained Porcelain Head
- Misc. Deck Options**
 - Bow Casting Platform with Filler Cushion
 - Phender Pro (Two sets = 4 pins / 4 receivers)
 - YETI 65qt Cooler Upgrade (Includes Cooler Slide)
- Power-Pole Anchors / Trolling Motors**
 - 10ft Powerpole (Black, Includes Bracket) (Single Engine Only)
 - 10ft Powerpole (White, Includes Bracket) (Single Engine Only)
 - 10ft Powerpoles (Black, Includes Brackets) (Single engine only)
 - 10ft Powerpoles (White, Includes Brackets) (Single Engine Only)
 - Garmin Kraken 63" Trolling Motor White
 - Minn Kota Terrova Trolling Motor RT 112 w/ iPilot
 - PowerPux Trolling Motor Mount
- Certification**
 - Canadian Certification
 - CARB Certified (California Requirement)
 - CE Certified

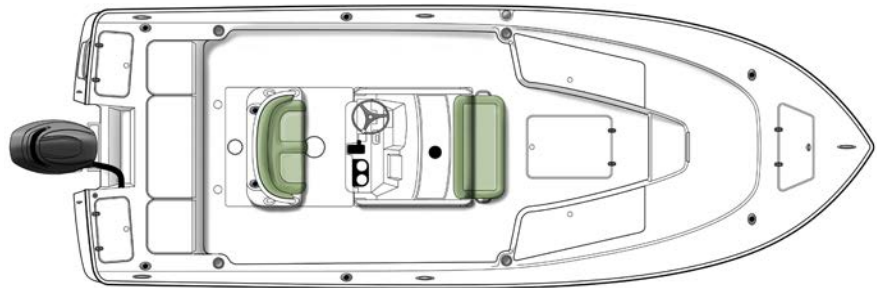


251 XSS

The industry's first true inshore/offshore fishing boat in the 25' category: our 251 XSS.

The 251 XSS, with forward seating, was designed to be a “hybrid” model capable of handling and performing in both inshore and offshore waters. This model has a draft of approximately 13” for backwater fishing; while the proud bow, hull design, depth and freeboard allow it to slice through offshore waves while keeping you dry.

Beyond the stunning lines, ample fishing features and creature comforts Scout is known for, the 251 XSS also showcases Scout's revolutionary T-Top/glass enclosure, which was awarded a U.S. Design Patent.



*Models Shown with Optional Equipment



SPECIFICATIONS

Length:	24' 10" / 7.5 m
Beam:	8' 6" / 2.6 m
Dry Weight w/o Engine (aprx):	2,300 lbs / 1,043 kg
Fuel Capacity:	68 gal / 257 L
Deadrise:	18 degrees
Max HP:	400 HP / 298 kW
Draft (aprx):	13" / 0.3 m
Person Capacity / Person Weight Capacity:	10 / 1,695 lbs / 769 kg
Bridge Clearance (aprx to T-Top):	8' / 2.4 m

STANDARD EQUIPMENT

- 100% Hand Laid Fiberglass Construction
 - Closed Cell Foam Flotation
 - Self Bailing Cockpit
 - SeaStar Hydraulic Steering
 - Large Anchor Locker
 - Bow Storage
 - Port & Stbd Lockable Rod / Storage Boxes
 - Console Seat
 - Fusion Bluetooth Stereo w/ (4) 7" Fusion Speakers
- (6) Cup Holders
 - Vertical Console Rod Racks (Port & Stbd)
 - Flush Rear Deck w/ Flip Up Backrests & Seat Cushions
 - Silver Accent & Pinstripe on Hull
 - Aerated Baitwell Leaning Post
 - Stbd Lighted Aerated Baitwell
 - Lighted Rear Deck Aerated / Recirculating Release Well
 - (4) S.S. Flush Mount Rod Holders
- Battery Select Switch
 - Compass
 - Shrink Wrap
 - Transom Ladder
 - Trim Tabs
 - 10" Jackplate
 - Troll Motor Plug ((3) Battery Trays)
 - Leaning Post Backrest
 - Garmin 943XS
 - Garmin B60 Transducer

OPTIONAL EQUIPMENT

- Hull Color Options**

 - Black
 - Midnight Blue
 - Crystal Blue
 - Shark Gray
 - Full Hull Color Upgrade

Optional Engine Paint

 - Paint Engine – Custom Color
 - Paint Engine – Scout White

Midnight Edition

 - Black Powder Coat T-Top Frame, Black Fwd Hand Rails, Black Leaning Post, Black Rocket Launchers, Black L/P Grab Rail, Gunmetal Speakers & Antennas - Optional Items, if Ordered

Garmin Screens

 - Garmin Display 8610 XSV
 - Garmin Display 8612 XSV

Radar

 - GMR 18 XHD Marine Radar Dome

VHF

 - Garmin VHF 115 Radio

Steering

 - Helm Master EX Single Engine Application (Includes Power Steering, Autopilot & Joystick)
 - Power Assist Hydraulic Steering
- Stereo**

 - Deluxe Stereo Upgrade ((4) 7.7" JL Speakers, 10" Sub, JL Amp)
 - XM Stereo / Weather

Canvas / Upholstery

 - Bow Cushion Set Including Forward Bolsters, Forward Seating Backrests, & Grab Rails
 - Forward Deck Baseplate, Butt Seat / Extension
 - Forward Deck Shade Canvas
 - Storage Boat Cover
 - Sun Lounge Filler Cushion for Casting Extension
 - Shade Kit – Aft
 - Shade kit – Bow

Leaning Posts / Helm Seating

 - Powder Coated Elite Leaning Post w/ Igloo Cooler
 - Powder Coated Performance Leaning Post

Underwater Lights

 - (2) LED Underwater Lights

Top Options

 - Bimini Top S.S.
 - Powder Coated T-Top Hardtop w/ LED Spreader Lights & Tempered Glass Enclosure

Hardtop Rocket Launchers

 - Rocket Launchers (Hardtop Mounted)
- Misc. Hardtop Options**

 - Outriggers (Taco GS280 w/ 15ft poles)
 - Outriggers (Taco GS390XL PC Cranking w/ Deluxe 18ft Alum Poles)

Hardware

 - Edson Steering Wheel
 - Black Edson Steering Wheel

Misc. Electrical Options

 - Battery Charger
 - LED Trim Indicator Switch
 - Phone to Garmin via HDMI (stream your phone to display on your Garmin Screen - only available w/ 8600 Garmin series)

Misc. Plumbing Options

 - Diaphragm Pump for Fwd Fish Box
 - Fresh Water Wash Down
 - Port Aerated Baitwell
 - Porta Potti
 - Raw / Fresh Water Wash Down
 - Raw Water Wash Down

Misc. Deck Options

 - Bow Casting Extension / Conversion to Table
 - Bow Flush Mount Rod Holders (2)
 - Bow Rod / Cup Holders (One Pair)
 - Phender Pro

Power-Pole Anchors / Trolling Motors

 - Fiberglass Power-Pole Bracket Mount
 - Garmin Kraken 63" Trolling Motor White
 - Power-Pole S.S. Blade 10ft
 - Power-Pole S.S. Blade 8ft



231 XSB

The 231 XSB is our third XS model in the bay boat/inshore line-up and compliments the already popular 231 XS and 251 XSS. This model showcases up to five removable backrests (two receivers forward; three receivers aft) for added comfort for the crew, as well as a patent-pending new thru-hull bow anchor pole feature called the Scout Post. Two optional aft baitwells, ample rod holders and storage, and three leaning post options are all available on this fishing machine. Like our other XS models, the 231 XSB has all the characteristics of a serious bay boat, as well as sexy, aggressive lines and proven high performance.



*Models Shown with Optional Equipment



SPECIFICATIONS

Length: 23' 2" / 7.1 m
Beam: 8' 6" / 2.6 m
Deadrise: 14 degrees
Draft (aprx): 14.5" / 0.37 m
Outboard Shaft: 25" / 0.6 m
Fuel Capacity: 65 gal / 246 L
Dry Weight w/o Engine (aprx): 2,800 lbs / 1,270 kg
Max HP (Yamaha Outboard): 400 HP / 298 kW
Fresh Water Tank Capacity: 6 gal / 28 L
Port & Stbd Aerated & Recirculating Baitwells / Release Wells: . 26 gal / 98 L
Bridge Clearance (aprx to T-Top): 8' 3" / 2.5 m
Person Capacity / Person Weight Capacity: 8 / 1,300 lbs / 590 kg

STANDARD EQUIPMENT

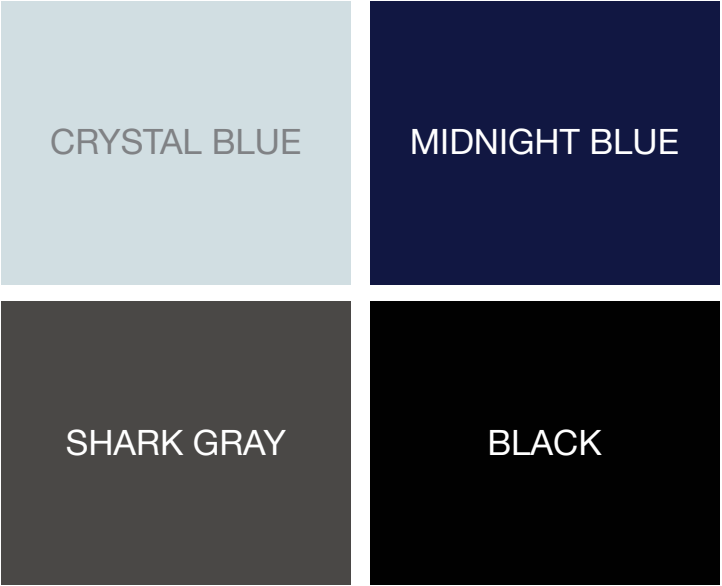
- 100% Hand Laid Fiberglass Construction
- Closed Cell Foam Flotation
- Self Bailing Cockpit
- Sea Star Hydraulic Steering
- Console Lounge Seat w/ Cushion Set
- Fusion Bluetooth Stereo w/ (4) 6.5" JL Audio Speakers
- Flush Rear Deck w/ Seat Cushion
- 65 Gallon Fuel Tank
- 45 Qt Cooler
- Digital Switch Panel
- Powder Coated Hybrid Leaning Post
- Port & Stbd Aerated Baitwells / Release Wells
- (4) S.S. Flush Mount Cup / Rod Holders
- (6) S.S. Flush Mount Rod Holders
- Battery Select Switch
- Compass
- Shrink Wrap
- Transom Ladder
- Dometic Trim Tabs w/ LED Indicator
- 6" Engine Setback
- Trolling Motor Plug (3 Battery Trays)
- USB/USB-C Combo Port & Additional USB Port

OPTIONAL EQUIPMENT

- Hull Color Options**
 - Midnight Blue
 - Black
 - Crystal Blue
 - Shark Gray
 - Full Hull Color Upgrade
- Optional Engine Paint**
 - Paint Engine – Custom Color
 - Paint Engine – Scout White
- Midnight Edition**
 - Black Powder Coat T-Top Frame, Black Fwd Hand Rails, Black Leaning Post, Black Rocket Launchers, Black L/P Grab Rail, Black Edson Steering Wheel, Gunmetal Speakers & Antennas - Optional items, if Ordered
- Garmin Screens**
 - Garmin Display 8610
 - Garmin Display 943XS
- Garmin Transducers**
 - Garmin B60 Transducer
- VHF**
 - Garmin VHF 315 Radio
- FLIR**
 - Sionyx Nightwave Camera
- Steering**
 - Power Assist Hydraulic Steering
- Stereo**
 - Deluxe Stereo Upgrade ((6) 6.5" JL M6, (1) 8" M6 Sub, (1) M6 800 Amp)
 - Hardtop Speakers
- Canvas / Upholstery**
 - (3) Additional Backrests (must order Fwd Seating Backrest option)
 - Console Cover
 - Forward Seating Backrests (includes 5 Receivers, 2 Forward & 3 Aft, and 2 Backrest Cushions)
 - Forward Deck Shade Canvas
 - Storage Boat Cover
 - Shade Kit – Bow
- Leaning Posts / Helm Seating**
 - Powder Coated Elite Leaning Post w/ Igloo Cooler
 - Powder Coated Performance Leaning Post
- Underwater Lights**
 - (2) LED Underwater Lights
- Top Options**
 - S.S. Bimini Top
 - Powder Coated T-Top Hardtop w/ Integrated Windshield
- Hardtop Rocket Launchers**
 - Rocket Launchers (hardtop mounted)
- Misc. Hardtop Options**
 - Hardtop T-Bag Storage
- Hardware**
 - Black Edson Steering Wheel
 - Edson Steering Wheel
 - 6" Hydraulic Jackplate
- Misc. Electrical Options**
 - Lumitec Light Bar
 - Battery Charger (House & Cranking)
 - Battery Charger (Trolling Motor Bank)
 - Mercury Vessel View Gauge 403
- Misc. Plumbing Options**
 - Fresh Water Wash Down
 - Port Aft Recirculating Baitwell
 - Porta Potti
 - Raw Water Wash Down
 - Stbd Aft Recirculating Baitwell
- Misc. Deck Options**
 - (2) Bow Flush Mount Rod Holders
 - Bow Rod/Cup Holders (One Pair)
 - Phender Pro (2 Sets = 4 Pins, 4 Receivers)
 - Scout Post (Thru-Bow Pole Anchor)
 - Ski Pylon
- Power-Pole Anchors / Trolling Motors**
 - Fiberglass Power-Pole Bracket Mount
 - Power-Pole S.S. Blade 10ft
 - Power-Pole S.S. Blade 8ft
 - (2) Fiberglass Power-Pole Bracket Mounts
 - (2) Power-Pole S.S. Blade 10ft
 - Garmin Kraken 63" Trolling Motor White

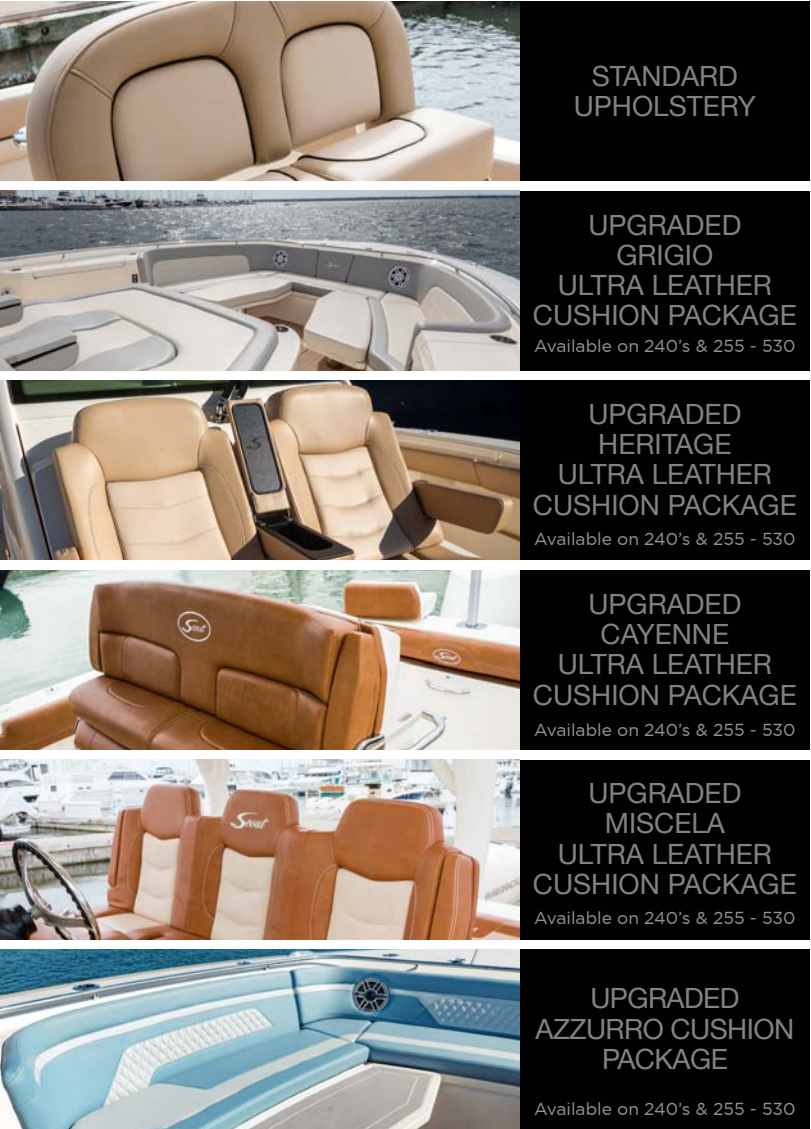
PERSONALIZE MORE...

HULL GELCOAT COLOR OPTIONS



SCOUT GEAR Get Yours Today!
store.scoutboats.com

UPHOLSTERY FABRIC & COLOR OPTIONS



Because of the inherent differences between actual gelcoat and printers' inks, the color samples shown here are only intended to represent available colors.
Available cushion/gelcoat colors are subject to change. See dealer for complete color selection and availability, or visit www.scoutboats.com/why-scout/color-options/ on our website.
Available model options subject to change.

